

Datasheet for ABIN7429558
anti-Procalcitonin antibody (AA 26-141)



[Go to Product page](#)

4 Images

Overview

Quantity:	20 µL
Target:	Procalcitonin (PCT)
Binding Specificity:	AA 26-141
Reactivity:	Human
Host:	Rabbit
Clonality:	Polyclonal
Conjugate:	This Procalcitonin antibody is un-conjugated
Application:	Western Blotting (WB), Immunoprecipitation (IP), Immunocytochemistry (ICC), Immunohistochemistry (IHC)

Product Details

Purpose:	Polyclonal Antibody to Procalcitonin (PCT)
Immunogen:	Recombinant Procalcitonin (PCT) corresponding to Ala26~Asn141 with N-terminal His Tag
Isotype:	IgG
Specificity:	The antibody is a rabbit polyclonal antibody raised against PCT. It has been selected for its ability to recognize PCT in immunohistochemical staining and western blotting.
Cross-Reactivity:	Mouse, Pig
Purification:	Antigen-specific affinity chromatography followed by Protein A affinity chromatography

Target Details


Target:	Procalcitonin (PCT)
Alternative Name:	Procalcitonin (PCT Products)
Background:	Pro-Calcitonin
Pathways:	Regulation of Leukocyte Mediated Immunity , Positive Regulation of Immune Effector Process , Activated T Cell Proliferation

Application Details

Application Notes:	Western blotting: 0.5-2 µg/mL Immunohistochemistry: 5-20 µg/mL Immunocytochemistry: 5-20 µg/mL Optimal working dilutions must be determined by end user.
Comment:	The thermal stability is described by the loss rate. The loss rate was determined by accelerated thermal degradation test, that is, incubate the protein at 37°C for 48h, and no obvious degradation and precipitation were observed. The loss rate is less than 5% within the expiration date under appropriate storage condition.
Restrictions:	For Research Use only


Handling

Format:	Liquid
Buffer:	0.01M PBS, pH 7.4, containing 0.05 % Proclin-300, 50 % glycerol.
Preservative:	ProClin
Precaution of Use:	This product contains ProClin: a POISONOUS AND HAZARDOUS SUBSTANCE which should be handled by trained staff only.
Storage:	4 °C,-20 °C
Storage Comment:	Store at 4°C for frequent use. Stored at -20°C in a manual defrost freezer for two year without detectable loss of activity. Avoid repeated freeze-thaw cycles.
Expiry Date:	24 months



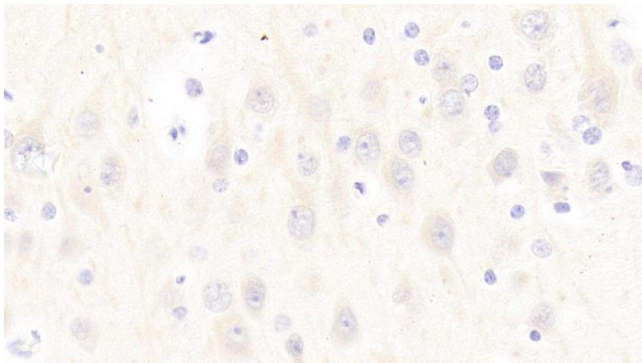
Western Blotting

Image 1. Detection of PCT in Mouse Pancreas lysate using Polyclonal Antibody to Procalcitonin (PCT)



Western Blotting

Image 2. Detection of Recombinant PCT, Human using Polyclonal Antibody to Procalcitonin (PCT)



Immunohistochemistry

Image 3. Detection of PCT in Human Cerebrum Tissue using Polyclonal Antibody to Procalcitonin (PCT)

Please check the [product details page](#) for more images. Overall 4 images are available for ABIN7429558.