Datasheet for ABIN7429670

anti-Albumin antibody

6 Images

Go to Product page

Overview

Quantity:	100 µL
Target:	Albumin (ALB)
Reactivity:	Rat
Host:	Rabbit
Clonality:	Polyclonal
Conjugate:	This Albumin antibody is un-conjugated
Application:	Western Blotting (WB), Immunohistochemistry (IHC), Immunoprecipitation (IP), Immunocytochemistry (ICC)

Product Details

Purpose:	Polyclonal Antibody to Albumin (ALB)
Immunogen:	Native Albumin (ALB)
Isotype:	IgG
Specificity:	The antibody is a rabbit polyclonal antibody raised against ALB. It has been selected for its ability to recognize ALB in immunohistochemical staining and western blotting.
Cross-Reactivity:	Human, Mouse
Purification:	Antigen-specific affinity chromatography followed by Protein A affinity chromatography

Target Details

Target:	Albumin (ALB)

 Copyright antibodies-online. All rights reserved.

Target Details

Alternative Name:	Albumin (ALB Products)
Background:	Serum albumin
Pathways:	Lipid Metabolism

Application Details

Application Notes:	Western blotting: 0.01-1 µg/mL Immunohistochemistry: 5-20 µg/mL Immunocytochemistry: 5-20 µg/mL Optimal working dilutions must be determined by end user.
Comment:	The thermal stability is described by the loss rate. The loss rate was determined by accelerated thermal degradation test, that is, incubate the protein at 37°C for 48h, and no obvious degradation and precipitation were observed. The loss rate is less than 5% within the expiration date under appropriate storage condition.
Restrictions:	For Research Use only

Handling

Format:	Liquid
Buffer:	PBS, pH 7.4, containing 0.02 % Sodium azide, 50 % glycerol.
Preservative:	Sodium azide
Precaution of Use:	This product contains Sodium azide: a POISONOUS AND HAZARDOUS SUBSTANCE which should be handled by trained staff only.
Storage:	4 °C,-20 °C
Storage Comment:	Store at 4°C for frequent use. Stored at -20°C in a manual defrost freezer for two year without detectable loss of activity. Avoid repeated freeze-thaw cycles.
Expiry Date:	24 months

Copyright antibodies-online. All rights reserved.

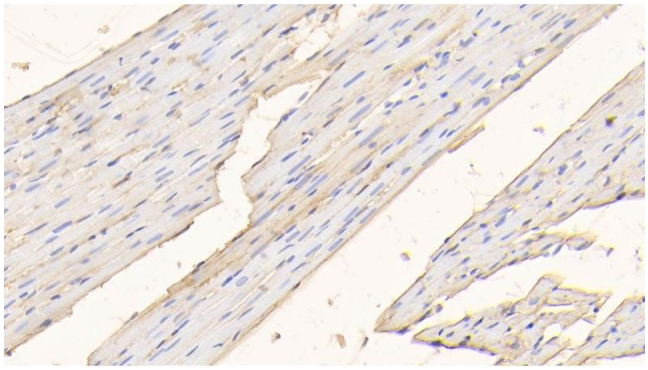

Immunohistochemistry

Image 1. Detection of ALB in Rat Cardiac Muscle Tissue using Polyclonal Antibody to Albumin (ALB)



Western Blotting

Image 2. Detection of Recombinant Albumin, Rat using Polyclonal Antibody to Albumin (ALB)

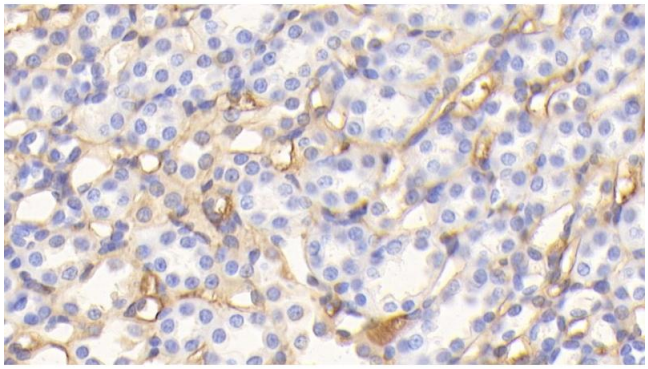

Immunohistochemistry

Image 3. Detection of ALB in Rat Kidney Tissue using Polyclonal Antibody to Albumin (ALB)

Please check the product details page for more images. Overall 6 images are available for ABIN7429670.