

Datasheet for ABIN7429859
anti-Kallikrein 1 antibody (AA 27-261)

3 Images

[Go to Product page](#)

Overview

Quantity:	100 µL
Target:	Kallikrein 1 (KLK1)
Binding Specificity:	AA 27-261
Reactivity:	Mouse
Host:	Rabbit
Clonality:	Polyclonal
Conjugate:	This Kallikrein 1 antibody is un-conjugated
Application:	Western Blotting (WB), Immunohistochemistry (IHC), Immunoprecipitation (IP), Immunocytochemistry (ICC)

Product Details

Purpose:	Polyclonal Antibody to Kallikrein 1 (KLK1)
Immunogen:	Recombinant Kallikrein 1 (KLK1) corresponding to Gly27~Asp261 with N-terminal His and GST Tag
Isotype:	IgG
Specificity:	The antibody is a rabbit polyclonal antibody raised against KLK1. It has been selected for its ability to recognize KLK1 in immunohistochemical staining and western blotting.
Cross-Reactivity:	Human, Mouse
Purification:	Antigen-specific affinity chromatography followed by Protein A affinity chromatography

Target Details

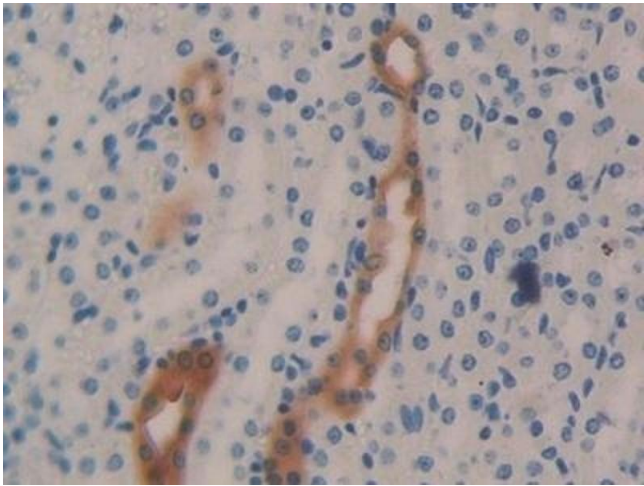
Target:	Kallikrein 1 (KLK1)
Alternative Name:	Kallikrein 1 (KLK1 Products)
Background:	KLKR, Klk6, HK1, Kallikrein 1, Renal/Pancreas/Salivary, Kidney/pancreas/salivary gland kallikrein, Tissue kallikrein
Pathways:	Complement System

Application Details

Application Notes:	Western blotting: 0.5-2 µg/mL 1:300-1200 Immunohistochemistry: 5-20 µg/mL 1:30-120 Immunocytochemistry: 5-20 µg/mL 1:30-120 Optimal working dilutions must be determined by end user.
Comment:	The thermal stability is described by the loss rate. The loss rate was determined by accelerated thermal degradation test, that is, incubate the protein at 37°C for 48h, and no obvious degradation and precipitation were observed. The loss rate is less than 5% within the expiration date under appropriate storage condition.
Restrictions:	For Research Use only

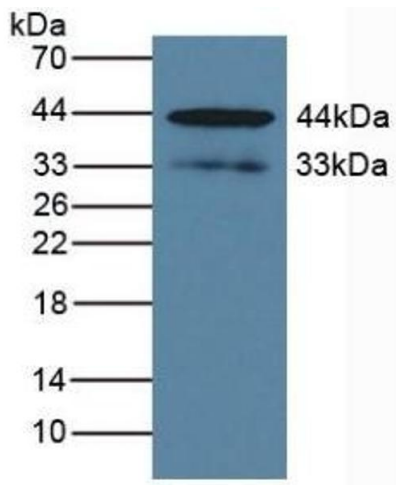
Handling

Format:	Liquid
Buffer:	0.01M PBS, pH 7.4, containing 0.05 % Proclin-300, 50 % glycerol.
Preservative:	ProClin
Precaution of Use:	This product contains ProClin: a POISONOUS AND HAZARDOUS SUBSTANCE which should be handled by trained staff only.
Storage:	4 °C, -20 °C
Storage Comment:	Store at 4°C for frequent use. Stored at -20°C in a manual defrost freezer for two year without detectable loss of activity. Avoid repeated freeze-thaw cycles.
Expiry Date:	24 months




Immunohistochemistry

Image 1. Detection of KLK1 in Mouse Kidney Tissue using Polyclonal Antibody to Kallikrein 1 (KLK1)



Western Blotting

Image 2. Detection of KLK1 in Human BXPC-3 Cells using Polyclonal Antibody to Kallikrein 1 (KLK1)



Western Blotting

Image 3. Detection of Recombinant KLK1, Mouse using Polyclonal Antibody to Kallikrein 1 (KLK1)