

Datasheet for ABIN7430189
anti-WNT3A antibody (AA 1-290)

5 Images

[Go to Product page](#)

Overview

Quantity:	100 µL
Target:	WNT3A
Binding Specificity:	AA 1-290
Reactivity:	Human
Host:	Rabbit
Clonality:	Polyclonal
Conjugate:	This WNT3A antibody is un-conjugated
Application:	Western Blotting (WB), Immunohistochemistry (IHC), Immunoprecipitation (IP), Immunocytochemistry (ICC)

Product Details

Purpose:	Polyclonal Antibody to Wingless Type MMTV Integration Site Family, Member 3A (WNT3A)
Immunogen:	Recombinant Wingless Type MMTV Integration Site Family, Member 3A (WNT3A) corresponding to Met1~Phe290 with N-terminal His Tag
Isotype:	IgG
Specificity:	The antibody is a rabbit polyclonal antibody raised against WNT3A. It has been selected for its ability to recognize WNT3A in immunohistochemical staining and western blotting.
Cross-Reactivity:	Cow, Mouse, Rat
Purification:	Antigen-specific affinity chromatography followed by Protein A affinity chromatography

Target Details

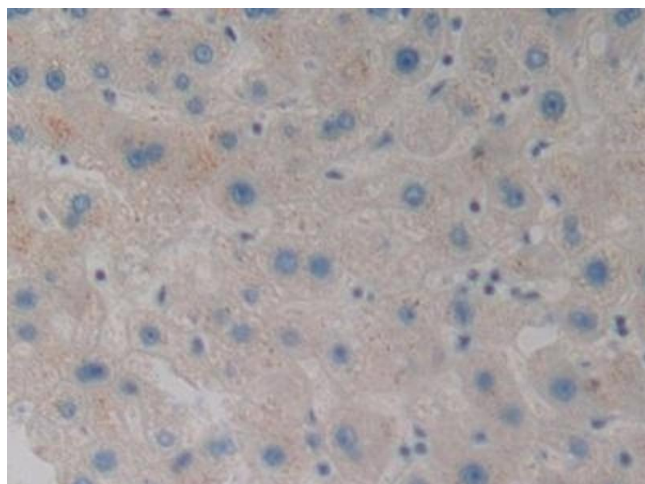
Target:	WNT3A
Alternative Name:	Wingless Type MMTV Integration Site Family, Member 3A (WNT3A Products)
Pathways:	WNT Signaling , Regulation of Muscle Cell Differentiation , Regulation of Cell Size , Positive Regulation of Endopeptidase Activity

Application Details

Application Notes:	Western blotting: 0.5-2 µg/mL Immunohistochemistry: 5-20 µg/mL Immunocytochemistry: 5-20 µg/mL Optimal working dilutions must be determined by end user.
Comment:	The thermal stability is described by the loss rate. The loss rate was determined by accelerated thermal degradation test, that is, incubate the protein at 37°C for 48h, and no obvious degradation and precipitation were observed. The loss rate is less than 5% within the expiration date under appropriate storage condition.
Restrictions:	For Research Use only

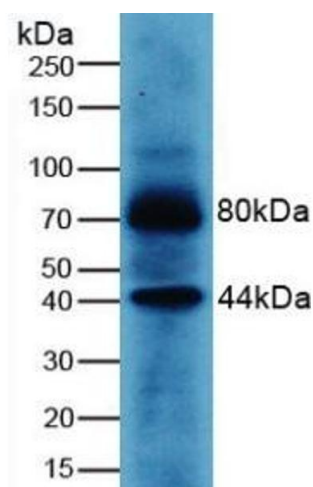
Handling

Format:	Liquid
Buffer:	0.01M PBS, pH 7.4, containing 0.05 % Proclin-300, 50 % glycerol.
Preservative:	ProClin
Precaution of Use:	This product contains ProClin: a POISONOUS AND HAZARDOUS SUBSTANCE which should be handled by trained staff only.
Storage:	4 °C, -20 °C
Storage Comment:	Store at 4°C for frequent use. Stored at -20°C in a manual defrost freezer for two year without detectable loss of activity. Avoid repeated freeze-thaw cycles.
Expiry Date:	24 months




Immunohistochemistry

Image 1. Detection of WNT3A in Human Liver Tissue using Polyclonal Antibody to Wingless Type MMTV Integration Site Family, Member 3A (WNT3A)



Western Blotting

Image 2. Detection of WNT3A in Human MCF7 Cells using Polyclonal Antibody to Wingless Type MMTV Integration Site Family, Member 3A (WNT3A)



Western Blotting

Image 3. Detection of Recombinant WNT3A, Human using Polyclonal Antibody to Wingless Type MMTV Integration Site Family, Member 3A (WNT3A)

Please check the [product details page](#) for more images. Overall 5 images are available for ABIN7430189.