

Datasheet for ABIN7430486
anti-FGF1 antibody (AA 12-151)



[Go to Product page](#)

3 Images

Overview

Quantity:	100 µL
Target:	FGF1
Binding Specificity:	AA 12-151
Reactivity:	Pig
Host:	Rabbit
Clonality:	Polyclonal
Conjugate:	This FGF1 antibody is un-conjugated
Application:	Western Blotting (WB), Immunohistochemistry (IHC), Immunoprecipitation (IP), Immunocytochemistry (ICC)

Product Details

Purpose:	Polyclonal Antibody to Fibroblast Growth Factor 1, Acidic (FGF1)
Immunogen:	Recombinant Fibroblast Growth Factor 1, Acidic (FGF1) corresponding to Leu12~Pro151 with N-terminal His and GST Tag
Isotype:	IgG
Specificity:	The antibody is a rabbit polyclonal antibody raised against FGF1. It has been selected for its ability to recognize FGF1 in immunohistochemical staining and western blotting.
Purification:	Antigen-specific affinity chromatography followed by Protein A affinity chromatography

Target Details

Target:	FGF1
---------	------

Target Details

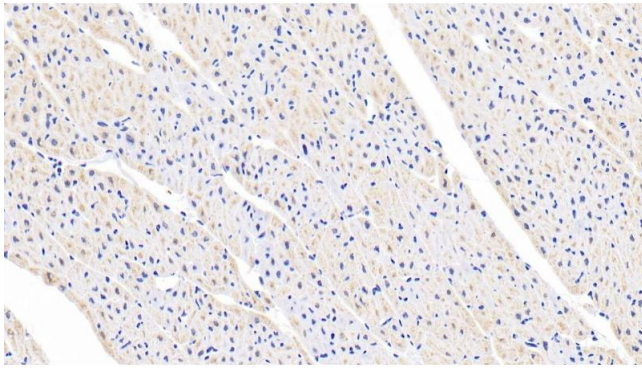
Alternative Name:	Fibroblast Growth Factor 1, Acidic (FGF1 Products)
Background:	ECGF, AFGF, ECGFA, ECGFB, FGF-Alpha, FGFA, HBGF1, ECGFB, HBGF1, Acidic Fibroblast Growth Factor, heparin-binding growth factor 1, Endothelial Cell Growth Factor, Beta
Pathways:	RTK Signaling , Fc-epsilon Receptor Signaling Pathway , EGFR Signaling Pathway , Neurotrophin Signaling Pathway

Application Details

Application Notes:	Western blotting: 0.5-2 µg/mL Immunohistochemistry: 5-20 µg/mL Immunocytochemistry: 5-20 µg/mL Optimal working dilutions must be determined by end user.
Comment:	The thermal stability is described by the loss rate. The loss rate was determined by accelerated thermal degradation test, that is, incubate the protein at 37°C for 48h, and no obvious degradation and precipitation were observed. The loss rate is less than 5% within the expiration date under appropriate storage condition.
Restrictions:	For Research Use only


Handling

Format:	Liquid
Buffer:	PBS, pH 7.4, containing 0.02 % Sodium azide, 50 % glycerol.
Preservative:	Sodium azide
Precaution of Use:	This product contains Sodium azide: a POISONOUS AND HAZARDOUS SUBSTANCE which should be handled by trained staff only.
Storage:	4 °C,-20 °C
Storage Comment:	Store at 4°C for frequent use. Stored at -20°C in a manual defrost freezer for two year without detectable loss of activity. Avoid repeated freeze-thaw cycles.
Expiry Date:	24 months



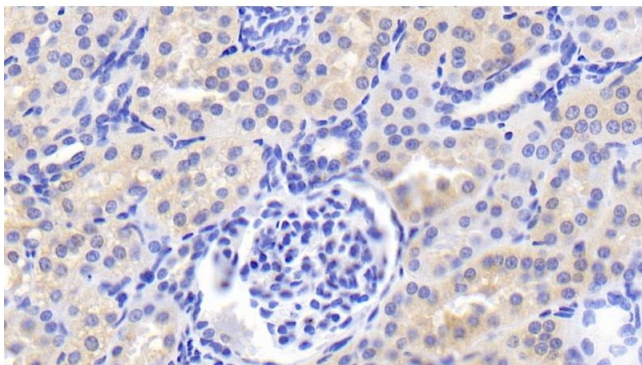
Immunohistochemistry

Image 1. Detection of FGF1 in Porcine Cardiac Muscle Tissue using Polyclonal Antibody to Fibroblast Growth Factor 1, Acidic (FGF1)



Western Blotting

Image 2. Detection of Recombinant FGF1, Porcine using Polyclonal Antibody to Fibroblast Growth Factor 1, Acidic (FGF1)



Immunohistochemistry

Image 3. Detection of FGF1 in Porcine Kidney Tissue using Polyclonal Antibody to Fibroblast Growth Factor 1, Acidic (FGF1)