

Datasheet for ABIN7430651  
**anti-IL12A antibody (AA 23-219)**[Go to Product page](#)

## 6 Images

## Overview

Quantity:	100 µL
Target:	IL12A
Binding Specificity:	AA 23-219
Reactivity:	Human
Host:	Rabbit
Clonality:	Polyclonal
Conjugate:	This IL12A antibody is un-conjugated
Application:	Western Blotting (WB), Immunohistochemistry (IHC), Immunoprecipitation (IP), Immunocytochemistry (ICC)

## Product Details

Purpose:	Polyclonal Antibody to Interleukin 12A (IL12A)
Immunogen:	Recombinant Interleukin 12A (IL12A) corresponding to Arg23~Ser219 (Accession # P29459)
Isotype:	IgG
Specificity:	The antibody is a rabbit polyclonal antibody raised against IL12A. It has been selected for its ability to recognize IL12A in immunohistochemical staining and western blotting.
Purification:	Antigen-specific affinity chromatography followed by Protein A affinity chromatography

## Target Details

Target:	IL12A
---------	-------

## Target Details

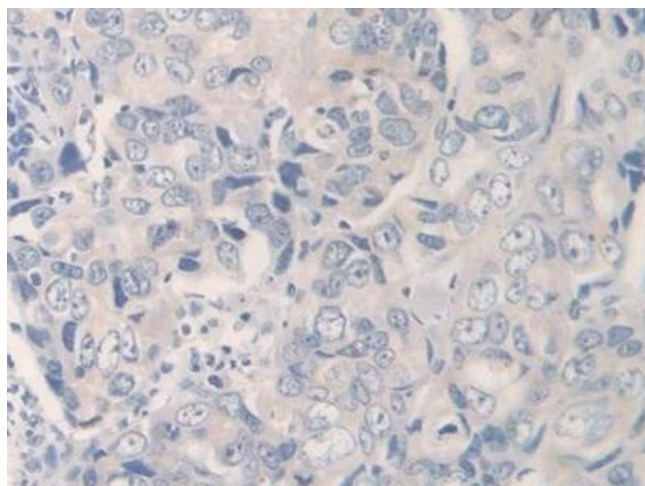
Alternative Name:	Interleukin 12A ( <a href="#">IL12A Products</a> )
Background:	P35, IL12-A, CLMF1, NFSK, NKSF1, Natural Killer Cell Stimulatory Factor 1, Cytotoxic Lymphocyte Maturation Factor 1, NF Cell Stimulatory Factor Chain 1
Pathways:	<a href="#">JAK-STAT Signaling</a> , <a href="#">Regulation of Leukocyte Mediated Immunity</a> , <a href="#">Positive Regulation of Immune Effector Process</a> , <a href="#">Activated T Cell Proliferation</a>

## Application Details

Application Notes:	Western blotting: 0.5-2 µg/mL 1:500-2000 Immunohistochemistry: 5-20 µg/mL 1:50-200 Immunocytochemistry: 5-20 µg/mL 1:50-200 Optimal working dilutions must be determined by end user.
Comment:	The thermal stability is described by the loss rate. The loss rate was determined by accelerated thermal degradation test, that is, incubate the protein at 37°C for 48h, and no obvious degradation and precipitation were observed. The loss rate is less than 5% within the expiration date under appropriate storage condition.
Restrictions:	For Research Use only


## Handling

Format:	Liquid
Buffer:	0.01M PBS, pH 7.4, containing 0.05 % Proclin-300, 50 % glycerol.
Preservative:	ProClin
Precaution of Use:	This product contains ProClin: a POISONOUS AND HAZARDOUS SUBSTANCE which should be handled by trained staff only.
Storage:	4 °C,-20 °C
Storage Comment:	Store at 4°C for frequent use. Stored at -20°C in a manual defrost freezer for two year without detectable loss of activity. Avoid repeated freeze-thaw cycles.
Expiry Date:	24 months



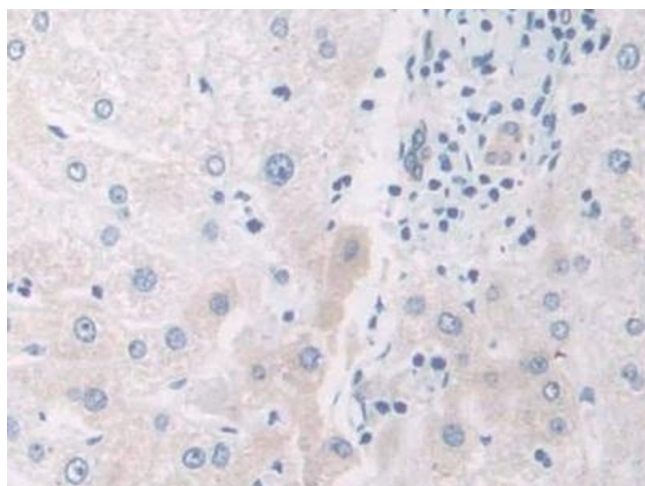
#### Immunohistochemistry

**Image 1.** Detection of IL12A in Human Breast cancer Tissue using Polyclonal Antibody to Interleukin 12A (IL12A)



#### Western Blotting

**Image 2.** Detection of Recombinant IL12A, Human using Polyclonal Antibody to Interleukin 12A (IL12A)



#### Immunohistochemistry

**Image 3.** Detection of IL12A in Human Liver Tissue using Polyclonal Antibody to Interleukin 12A (IL12A)

Please check the [product details page](#) for more images. Overall 6 images are available for ABIN7430651.