

Datasheet for ABIN7430729
anti-IL-18 antibody (AA 36-192)[Go to Product page](#)

4 Images

Overview

Quantity:	100 µL
Target:	IL-18 (IL18)
Binding Specificity:	AA 36-192
Reactivity:	Pig
Host:	Rabbit
Clonality:	Polyclonal
Conjugate:	This IL-18 antibody is un-conjugated
Application:	Western Blotting (WB), Immunohistochemistry (IHC), Immunoprecipitation (IP), Immunocytochemistry (ICC)

Product Details

Purpose:	Polyclonal Antibody to Interleukin 18 (IL18)
Immunogen:	Recombinant Interleukin 18 (IL18) corresponding to Tyr36~Asn192 with N-terminal His Tag
Isotype:	IgG
Specificity:	The antibody is a rabbit polyclonal antibody raised against IL18. It has been selected for its ability to recognize IL18 in immunohistochemical staining and western blotting.
Purification:	Antigen-specific affinity chromatography followed by Protein A affinity chromatography

Target Details

Target:	IL-18 (IL18)
---------	--------------

Target Details

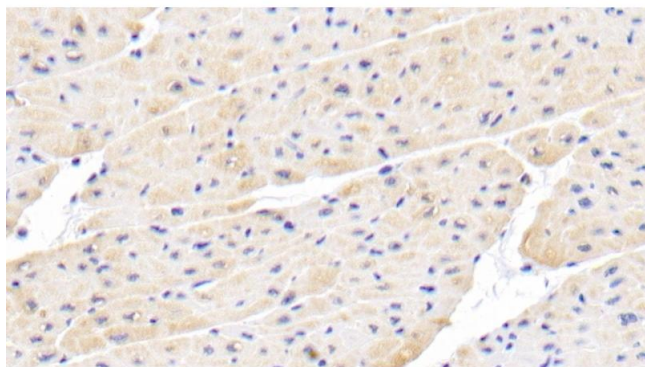
Alternative Name:	Interleukin 18 (IL18 Products)
Background:	IGIF, IL-1g, IL1F4, IL1-F4, Interferon-Gamma-Inducing Factor, Interleukin-1 Family Member 4, Iboctadekin, Interleukin-1 Gamma
Pathways:	Cellular Response to Molecule of Bacterial Origin , Activated T Cell Proliferation , Cancer Immune Checkpoints , Inflammasome

Application Details

Application Notes:	Western blotting: 0.5-2 µg/mL 1:500-2000 Immunohistochemistry: 5-20 µg/mL 1:50-200 Immunocytochemistry: 5-20 µg/mL 1:50-200 Optimal working dilutions must be determined by end user.
Comment:	The thermal stability is described by the loss rate. The loss rate was determined by accelerated thermal degradation test, that is, incubate the protein at 37°C for 48h, and no obvious degradation and precipitation were observed. The loss rate is less than 5% within the expiration date under appropriate storage condition.
Restrictions:	For Research Use only

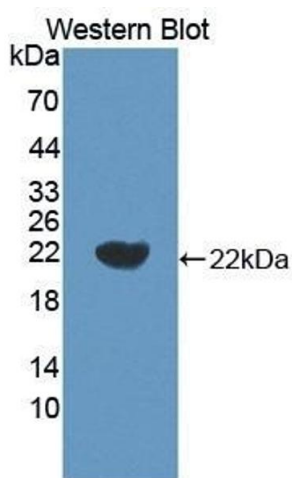
Handling

Format:	Liquid
Buffer:	0.01M PBS, pH 7.4, containing 0.05 % Proclin-300, 50 % glycerol.
Preservative:	ProClin
Precaution of Use:	This product contains ProClin: a POISONOUS AND HAZARDOUS SUBSTANCE which should be handled by trained staff only.
Storage:	4 °C,-20 °C
Storage Comment:	Store at 4°C for frequent use. Stored at -20°C in a manual defrost freezer for two year without detectable loss of activity. Avoid repeated freeze-thaw cycles.
Expiry Date:	24 months



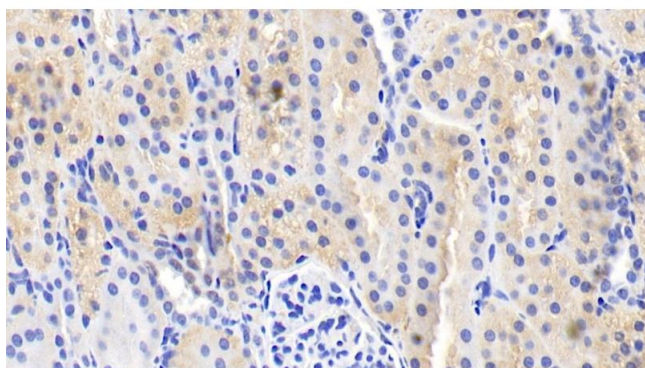
Immunohistochemistry

Image 1. Detection of IL18 in Porcine Cardiac Muscle Tissue using Polyclonal Antibody to Interleukin 18 (IL18)



Western Blotting

Image 2. Detection of Recombinant IL18, Porcine using Polyclonal Antibody to Interleukin 18 (IL18)



Immunohistochemistry

Image 3. Detection of IL18 in Porcine Kidney Tissue using Polyclonal Antibody to Interleukin 18 (IL18)

Please check the [product details page](#) for more images. Overall 4 images are available for ABIN7430729.