

Datasheet for ABIN7430735  
**anti-IL1R1 antibody (AA 21-109)**

## 8 Images

[Go to Product page](#)

## Overview

Quantity:	100 µL
Target:	IL1R1
Binding Specificity:	AA 21-109
Reactivity:	Human
Host:	Rabbit
Clonality:	Polyclonal
Application:	Western Blotting (WB), ELISA, Immunocytochemistry (ICC), Immunohistochemistry (Paraffin-embedded Sections) (IHC (p)), Immunohistochemistry (Frozen Sections) (IHC (fro))

## Product Details

Purpose:	Polyclonal Antibody to Interleukin 1 Receptor Type I (IL1R1)
Immunogen:	Recombinant Interleukin 1 Receptor Type I (IL1R1) corresponding to Asp21~Ile109 (Accession # P14778)
Isotype:	IgG
Specificity:	The antibody is a rabbit polyclonal antibody raised against IL1R1. It has been selected for its ability to recognize IL1R1 in immunohistochemical staining and western blotting.
Purification:	Antigen-specific affinity chromatography followed by Protein A affinity chromatography

## Target Details

Target:	IL1R1
Alternative Name:	Interleukin 1 Receptor Type I ( <a href="#">IL1R1 Products</a> )

## Target Details

Background: CD121a, CD121-A, IL1-R1, IL1R, IL1RA, P80, CD121 Antigen-Like Family Member A, Interleukin-1 Receptor Alpha

Pathways: [NF-kappaB Signaling](#), [Carbohydrate Homeostasis](#), [Cancer Immune Checkpoints](#)

## Application Details

Application Notes: Western blotting: 0.5-2 µg/mL  
Immunohistochemistry: 5-20 µg/mL  
Immunocytochemistry: 5-20 µg/mL  
Optimal working dilutions must be determined by end user.

Comment: The thermal stability is described by the loss rate. The loss rate was determined by accelerated thermal degradation test, that is, incubate the protein at 37°C for 48h, and no obvious degradation and precipitation were observed. The loss rate is less than 5% within the expiration date under appropriate storage condition.

Restrictions: For Research Use only

## Handling

Format: Liquid

Buffer: 0.01M PBS, pH 7.4, containing 0.05 % Proclin-300, 50 % glycerol.

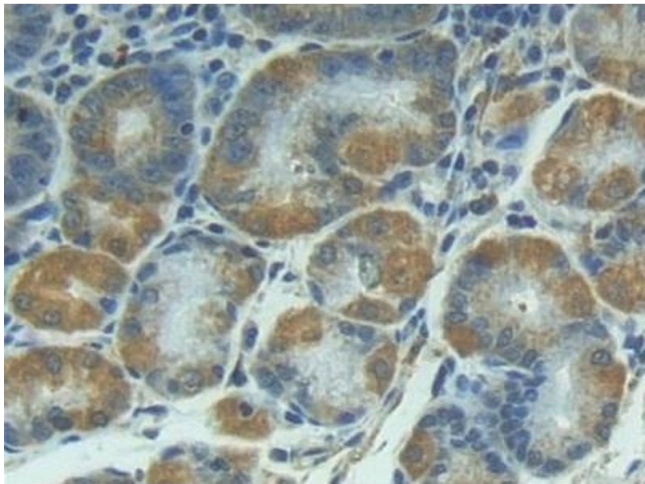
Preservative: ProClin

Precaution of Use: This product contains ProClin: a POISONOUS AND HAZARDOUS SUBSTANCE which should be handled by trained staff only.

Storage: 4 °C,-20 °C


Storage Comment: Store at 4°C for frequent use. Stored at -20°C in a manual defrost freezer for two year without detectable loss of activity. Avoid repeated freeze-thaw cycles.

Expiry Date: 24 months



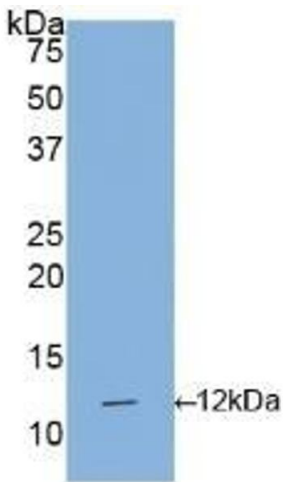
#### Immunohistochemistry

**Image 1.** Detection of IL1R1 in Human Stomach Tissue using Polyclonal Antibody to Interleukin 1 Receptor Type I (IL1R1)



#### Western Blotting

**Image 2.** Detection of IL1R1 in Human Raji Cells using Polyclonal Antibody to Interleukin 1 Receptor Type I (IL1R1)



#### Western Blotting

**Image 3.** Detection of Recombinant IL1R1, Human using Polyclonal Antibody to Interleukin 1 Receptor Type I (IL1R1)

Please check the [product details page](#) for more images. Overall 8 images are available for ABIN7430735.