

Datasheet for ABIN7430777

**anti-beta 2 Defensin antibody (AA 24-64)**

5 Images

[Go to Product page](#)

## Overview

Quantity:	100 µL
Target:	beta 2 Defensin (BD-2)
Binding Specificity:	AA 24-64
Reactivity:	Human
Host:	Rabbit
Clonality:	Polyclonal
Conjugate:	This beta 2 Defensin antibody is un-conjugated
Application:	Western Blotting (WB), ELISA, Immunohistochemistry (Paraffin-embedded Sections) (IHC (p)), Immunocytochemistry (ICC), Immunohistochemistry (Frozen Sections) (IHC (fro))

## Product Details

Purpose:	Polyclonal Antibody to Defensin Beta 2 (DEFb2)
Immunogen:	Recombinant Defensin Beta 2 (DEFb2) corresponding to Gly24~Pro64 with N-terminal His and GST Tag
Isotype:	IgG
Specificity:	The antibody is a rabbit polyclonal antibody raised against DEFb2. It has been selected for its ability to recognize DEFb2 in immunohistochemical staining and western blotting.
Purification:	Antigen-specific affinity chromatography followed by Protein A affinity chromatography

## Target Details

Target:	beta 2 Defensin (BD-2)
---------	------------------------

## Target Details

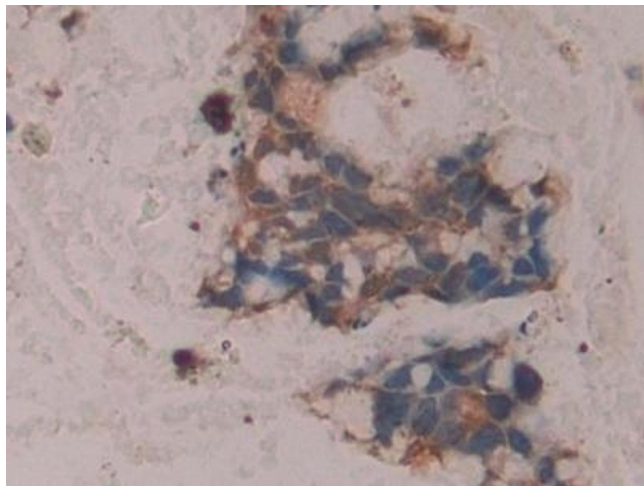
Alternative Name:	Defensin Beta 2 ( <a href="#">BD-2 Products</a> )
Background:	B-DF2, DEFB2, BD2, DEF-B2, HBD2, DEFB102, HBD-2, SAP1, DEFB4A, DEFB4, Skin-Antimicrobial Peptide 1

## Application Details

Application Notes:	Western blotting: 0.5-2 µg/mL Immunohistochemistry: 5-20 µg/mL Immunocytochemistry: 5-20 µg/mL Optimal working dilutions must be determined by end user.
Comment:	The thermal stability is described by the loss rate. The loss rate was determined by accelerated thermal degradation test, that is, incubate the protein at 37°C for 48h, and no obvious degradation and precipitation were observed. The loss rate is less than 5% within the expiration date under appropriate storage condition.
Restrictions:	For Research Use only


## Handling

Format:	Liquid
Buffer:	0.01M PBS, pH 7.4, containing 0.05 % Proclin-300, 50 % glycerol.
Preservative:	ProClin
Precaution of Use:	This product contains ProClin: a POISONOUS AND HAZARDOUS SUBSTANCE which should be handled by trained staff only.
Storage:	4 °C,-20 °C
Storage Comment:	Store at 4°C for frequent use. Stored at -20°C in a manual defrost freezer for two year without detectable loss of activity. Avoid repeated freeze-thaw cycles.
Expiry Date:	24 months



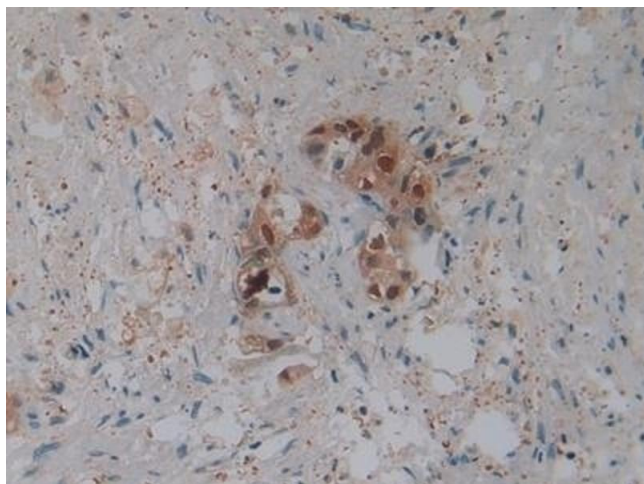
#### Immunohistochemistry

**Image 1.** Detection of DEFb2 in Human Stomach Tissue using Polyclonal Antibody to Defensin Beta 2 (DEFb2)



#### Western Blotting

**Image 2.** Detection of Recombinant DEFb2, Human using Polyclonal Antibody to Defensin Beta 2 (DEFb2)



#### Immunohistochemistry

**Image 3.** Detection of DEFb2 in Human Pancreatic cancer Tissue using Polyclonal Antibody to Defensin Beta 2 (DEFb2)

Please check the [product details page](#) for more images. Overall 5 images are available for ABIN7430777.