

Datasheet for ABIN7430978
anti-MMP13 antibody (AA 103-290)[Go to Product page](#)

7 Images

Overview

Quantity:	100 µL
Target:	MMP13
Binding Specificity:	AA 103-290
Reactivity:	Human
Host:	Rabbit
Clonality:	Polyclonal
Conjugate:	This MMP13 antibody is un-conjugated
Application:	Western Blotting (WB), Immunohistochemistry (IHC), Immunoprecipitation (IP), Immunocytochemistry (ICC)

Product Details

Purpose:	Polyclonal Antibody to Matrix Metalloproteinase 13 (MMP13)
Immunogen:	Recombinant Matrix Metalloproteinase 13 (MMP13) corresponding to Glu103~Leu290 with N-terminal His Tag
Isotype:	IgG
Specificity:	The antibody is a rabbit polyclonal antibody raised against MMP13. It has been selected for its ability to recognize MMP13 in immunohistochemical staining and western blotting.
Cross-Reactivity:	Mouse, Rat
Purification:	Antigen-specific affinity chromatography followed by Protein A affinity chromatography

Target Details


Target:	MMP13
Alternative Name:	Matrix Metalloproteinase 13 (MMP13 Products)
Background:	CLG3, Collagenase 3

Application Details

Application Notes:	Western blotting: 0.5-2 µg/mL 1:340-1400 Immunohistochemistry: 5-20 µg/mL 1:34-140 Immunocytochemistry: 5-20 µg/mL 1:34-140 Optimal working dilutions must be determined by end user.
Comment:	The thermal stability is described by the loss rate. The loss rate was determined by accelerated thermal degradation test, that is, incubate the protein at 37°C for 48h, and no obvious degradation and precipitation were observed. The loss rate is less than 5% within the expiration date under appropriate storage condition.
Restrictions:	For Research Use only


Handling

Format:	Liquid
Buffer:	0.01M PBS, pH 7.4, containing 0.05 % Proclin-300, 50 % glycerol.
Preservative:	ProClin
Precaution of Use:	This product contains ProClin: a POISONOUS AND HAZARDOUS SUBSTANCE which should be handled by trained staff only.
Storage:	4 °C,-20 °C
Storage Comment:	Store at 4°C for frequent use. Stored at -20°C in a manual defrost freezer for two year without detectable loss of activity. Avoid repeated freeze-thaw cycles.
Expiry Date:	24 months



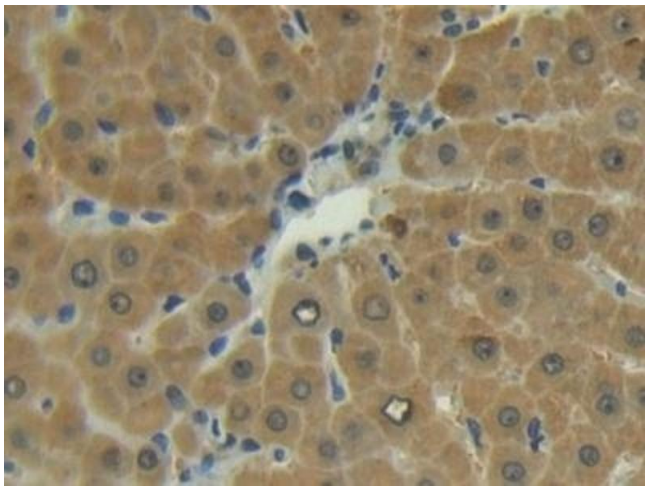
Western Blotting

Image 1. Detection of MMP13 in Mouse Kidney lysate using Polyclonal Antibody to Matrix Metalloproteinase 13 (MMP13)



Western Blotting

Image 2. Detection of Recombinant MMP13, Human using Polyclonal Antibody to Matrix Metalloproteinase 13 (MMP13)



Immunohistochemistry

Image 3. Detection of MMP13 in Human Liver Tissue using Polyclonal Antibody to Matrix Metalloproteinase 13 (MMP13)

Please check the [product details page](#) for more images. Overall 7 images are available for ABIN7430978.