



[Go to Product page](#)

Datasheet for ABIN7431374  
**anti-IL1RN antibody (AA 27-178)**

3 Images

### Overview

Quantity:	100 µL
Target:	IL1RN
Binding Specificity:	AA 27-178
Reactivity:	Mouse
Host:	Rabbit
Clonality:	Polyclonal
Conjugate:	This IL1RN antibody is un-conjugated
Application:	Western Blotting (WB), Immunohistochemistry (IHC), Immunoprecipitation (IP), Immunocytochemistry (ICC)

### Product Details

Purpose:	Polyclonal Antibody to Interleukin 1 Receptor Antagonist (IL1RA)
Immunogen:	Recombinant Interleukin 1 Receptor Antagonist (IL1RA) corresponding to Arg27~Gln178 with N-terminal His Tag
Isotype:	IgG
Specificity:	The antibody is a rabbit polyclonal antibody raised against IL1RA. It has been selected for its ability to recognize IL1RA in immunohistochemical staining and western blotting.
Cross-Reactivity:	Rat
Purification:	Antigen-specific affinity chromatography followed by Protein A affinity chromatography

## Target Details

---

Target:	IL1RN
Alternative Name:	Interleukin 1 Receptor Antagonist ( <a href="#">IL1RN Products</a> )
Background:	IL1RN, IL1-RA, ICIL1RA, IL1ra3, IL1F3, IRAP,IL-1RA, Interleukin-1 Family Member 3, IL1 inhibitor, Anakinra
Pathways:	<a href="#">NF-kappaB Signaling</a> , <a href="#">Hormone Transport</a> , <a href="#">Cancer Immune Checkpoints</a>

## Application Details

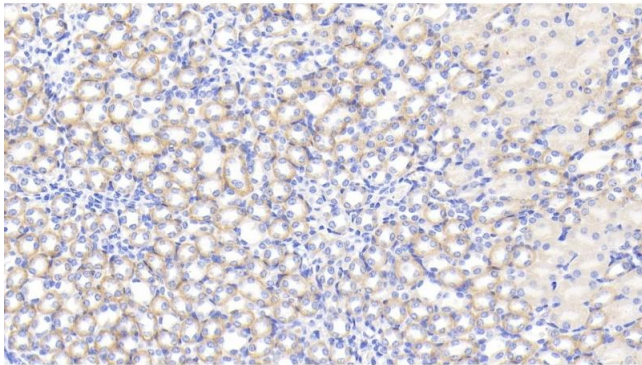
---

Application Notes:	Western blotting: 0.5-2 µg/mL 1:150-550 Immunohistochemistry: 5-20 µg/mL 1:15-55 Immunocytochemistry: 5-20 µg/mL 1:15-55 Optimal working dilutions must be determined by end user.
Comment:	The thermal stability is described by the loss rate. The loss rate was determined by accelerated thermal degradation test, that is, incubate the protein at 37°C for 48h, and no obvious degradation and precipitation were observed. The loss rate is less than 5% within the expiration date under appropriate storage condition.
Restrictions:	For Research Use only

## Handling

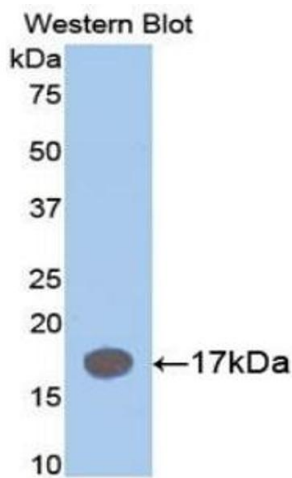
---

Format:	Liquid
Buffer:	0.01M PBS, pH 7.4, containing 0.05 % Proclin-300, 50 % glycerol.
Preservative:	ProClin
Precaution of Use:	This product contains ProClin: a POISONOUS AND HAZARDOUS SUBSTANCE which should be handled by trained staff only.
Storage:	4 °C,-20 °C
Storage Comment:	Store at 4°C for frequent use. Stored at -20°C in a manual defrost freezer for two year without detectable loss of activity. Avoid repeated freeze-thaw cycles.
Expiry Date:	24 months



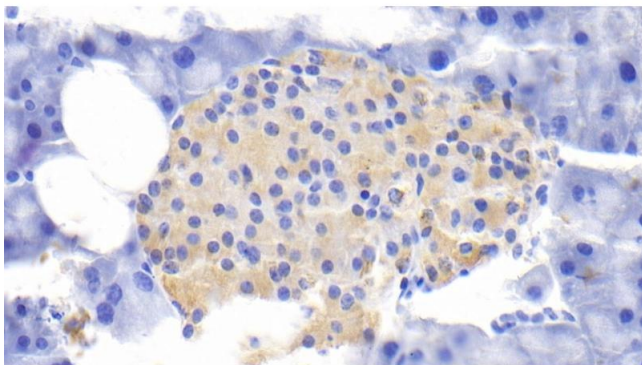
### Immunohistochemistry

**Image 1.** Detection of IL1RA in Mouse Kidney Tissue using Polyclonal Antibody to Interleukin 1 Receptor Antagonist (IL1RA)



### Western Blotting

**Image 2.** Detection of Recombinant IL1RA, Mouse using Polyclonal Antibody to Interleukin 1 Receptor Antagonist (IL1RA)



### Immunohistochemistry

**Image 3.** Detection of IL1RA in Mouse Pancreas Tissue using Polyclonal Antibody to Interleukin 1 Receptor Antagonist (IL1RA)