

Datasheet for ABIN7431434  
**anti-SERPING1 antibody (AA 148-270)**

## 7 Images

[Go to Product page](#)

## Overview

Quantity:	100 µL
Target:	SERPING1
Binding Specificity:	AA 148-270
Reactivity:	Rat
Host:	Rabbit
Clonality:	Polyclonal
Conjugate:	This SERPING1 antibody is un-conjugated
Application:	Western Blotting (WB), Immunohistochemistry (IHC), Immunoprecipitation (IP), Immunocytochemistry (ICC)

## Product Details

Purpose:	Polyclonal Antibody to Complement 1 Inhibitor (C1INH)
Immunogen:	Recombinant Complement 1 Inhibitor (C1INH) corresponding to Ser148~Trp270 (Accession # Q6P734)
Isotype:	IgG
Specificity:	The antibody is a rabbit polyclonal antibody raised against C1INH. It has been selected for its ability to recognize C1INH in immunohistochemical staining and western blotting.
Cross-Reactivity:	Mouse
Purification:	Antigen-specific affinity chromatography followed by Protein A affinity chromatography

## Target Details

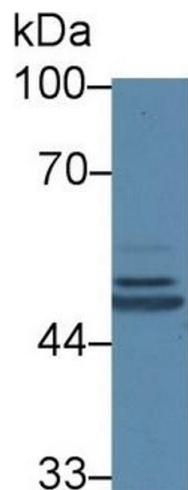
Target:	SERPING1
Alternative Name:	Complement 1 Inhibitor ( <a href="#">SERPING1 Products</a> )
Background:	SERPING1, C1IN, C1-INH, C1NH, HAE1, HAE2, Serpin Peptidase Inhibitor Clade G Member 1, Angioedema Hereditary, C1 Inhibitor, C1 Esterase Inhibitor
Pathways:	<a href="#">Complement System</a>

## Application Details

Application Notes:	Western blotting: 0.5-2 µg/mL Immunohistochemistry: 5-20 µg/mL Immunocytochemistry: 5-20 µg/mL Optimal working dilutions must be determined by end user.
Comment:	The thermal stability is described by the loss rate. The loss rate was determined by accelerated thermal degradation test, that is, incubate the protein at 37°C for 48h, and no obvious degradation and precipitation were observed. The loss rate is less than 5% within the expiration date under appropriate storage condition.
Restrictions:	For Research Use only


## Handling

Format:	Liquid
Buffer:	PBS, pH 7.4, containing 0.02 % Sodium azide, 50 % glycerol.
Preservative:	Sodium azide
Precaution of Use:	This product contains Sodium azide: a POISONOUS AND HAZARDOUS SUBSTANCE which should be handled by trained staff only.
Storage:	4 °C,-20 °C
Storage Comment:	Store at 4°C for frequent use. Stored at -20°C in a manual defrost freezer for two year without detectable loss of activity. Avoid repeated freeze-thaw cycles.
Expiry Date:	24 months



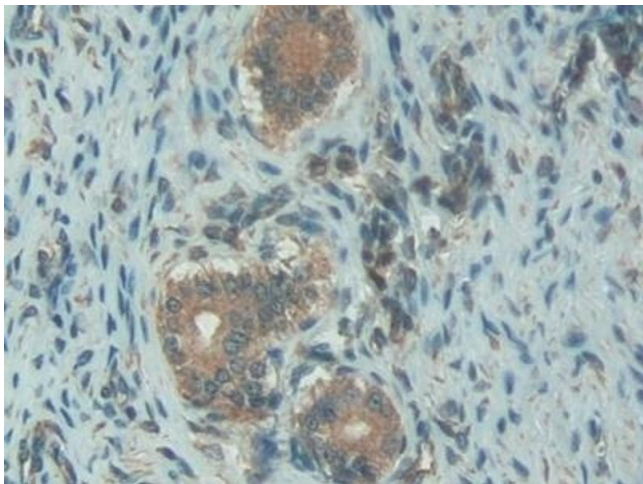
Western Blotting

**Image 1.** Detection of C1INH in Mouse Liver lysate using Polyclonal Antibody to Complement 1 Inhibitor (C1INH)



Western Blotting

**Image 2.** Detection of Recombinant C1INH, Rat using Polyclonal Antibody to Complement 1 Inhibitor (C1INH)



Immunohistochemistry

**Image 3.** Detection of C1INH in Rat Uterus Tissue using Polyclonal Antibody to Complement 1 Inhibitor (C1INH)

Please check the [product details page](#) for more images. Overall 7 images are available for ABIN7431434.