Datasheet for ABIN7431497

anti-Connexin 43/GJA1 antibody (AA 244-382)

4 Images

Go to Product page

Overview

Quantity:	100 µL
Target:	Connexin 43/GJA1 (GJA1)
Binding Specificity:	AA 244-382
Reactivity:	Human
Host:	Rabbit
Clonality:	Polyclonal
Conjugate:	This Connexin 43/GJA1 antibody is un-conjugated
Application:	Western Blotting (WB), Immunohistochemistry (IHC), Immunoprecipitation (IP), Immunocytochemistry (ICC)

Product Details

Purpose:	Polyclonal Antibody to Connexin 43 (CX43)
Immunogen:	Recombinant Connexin 43 (CX43) corresdonding to Ser244~Ile382 with N-terminal His Tag
Isotype:	IgG
Specificity:	The antibody is a rabbit polyclonal antibody raised against CX43. It has been selected for its ability to recognize CX43 in immunohistochemical staining and western blotting.
Cross-Reactivity:	Mouse
Purification:	Antigen-specific affinity chromatography followed by Protein A affinity chromatography

Copyright antibodies-online. All rights reserved.

Target Details

Target:	Connexin 43/GJA1 (GJA1)
Alternative Name:	Connexin 43 (GJA1 Products)
Background:	ODDD, GJAL, GJA1, GJ-A1, Gap junction 43 kDa heart protein, Gap Junction Protein Alpha 1, Oculodentodigital Dysplasia, Syndactyly Type III
Pathways:	MAPK Signaling, Myometrial Relaxation and Contraction, Cell-Cell Junction Organization

Application Details

Application Notes:	Western blotting: 0.5-2 µg/mL Immunohistochemistry: 5-20 µg/mL Immunocytochemistry: 5-20 µg/mL Optimal working dilutions must be determined by end user.
Comment:	The thermal stability is described by the loss rate. The loss rate was determined by accelerated thermal degradation test, that is, incubate the protein at 37°C for 48h, and no obvious degradation and precipitation were observed. The loss rate is less than 5% within the expiration date under appropriate storage condition.
Restrictions:	For Research Use only

Handling

Format:	Liquid
Buffer:	0.01M PBS, pH 7.4, containing 0.05 % Proclin-300, 50 % glycerol.
Preservative:	ProClin
Precaution of Use:	This product contains ProClin: a POISONOUS AND HAZARDOUS SUBSTANCE which should be handled by trained staff only.
Storage:	4 °C,-20 °C
Storage Comment:	Store at 4°C for frequent use. Stored at -20°C in a manual defrost freezer for two year without detectable loss of activity. Avoid repeated freeze-thaw cycles.
Expiry Date:	24 months

Copyright antibodies-online. All rights reserved.

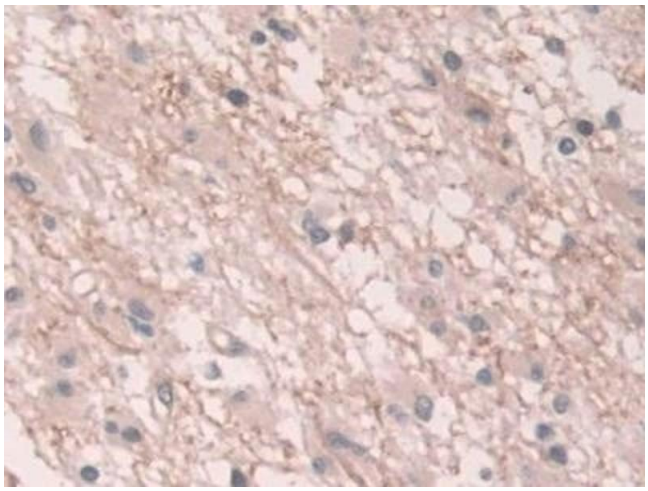

Immunohistochemistry

Image 1. Detection of CX43 in Human Glioma Tissue using Polyclonal Antibody to Connexin 43 (CX43)

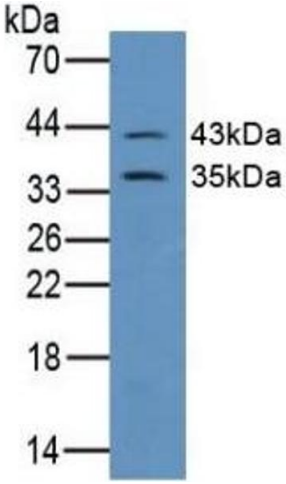

Western Blotting

Image 2. Detection of CX43 in Mouse Brain Tissue using Polyclonal Antibody to Connexin 43 (CX43)



Western Blotting

Image 3. Detection of Recombinant CX43, Human using Polyclonal Antibody to Connexin 43 (CX43)

Please check the product details page for more images. Overall 4 images are available for ABIN7431497.

Copyright antibodies-online. All rights reserved.