

Datasheet for ABIN7431557  
**anti-Galectin 2 antibody (AA 1-130)**

## 5 Images

[Go to Product page](#)

## Overview

Quantity:	100 µL
Target:	Galectin 2 (LGALS2)
Binding Specificity:	AA 1-130
Reactivity:	Rat
Host:	Rabbit
Clonality:	Polyclonal
Conjugate:	This Galectin 2 antibody is un-conjugated
Application:	Western Blotting (WB), Immunohistochemistry (IHC), Immunoprecipitation (IP), Immunocytochemistry (ICC)

## Product Details

Purpose:	Polyclonal Antibody to Galectin 2 (GAL2)
Immunogen:	Recombinant Galectin 2 (GAL2) corresponding to Met1~Glu130 (Accession # Q9Z144)
Isotype:	IgG
Specificity:	The antibody is a rabbit polyclonal antibody raised against GAL2. It has been selected for its ability to recognize GAL2 in immunohistochemical staining and western blotting.
Purification:	Antigen-specific affinity chromatography followed by Protein A affinity chromatography

## Target Details

Target:	Galectin 2 (LGALS2)
---------	---------------------

## Target Details

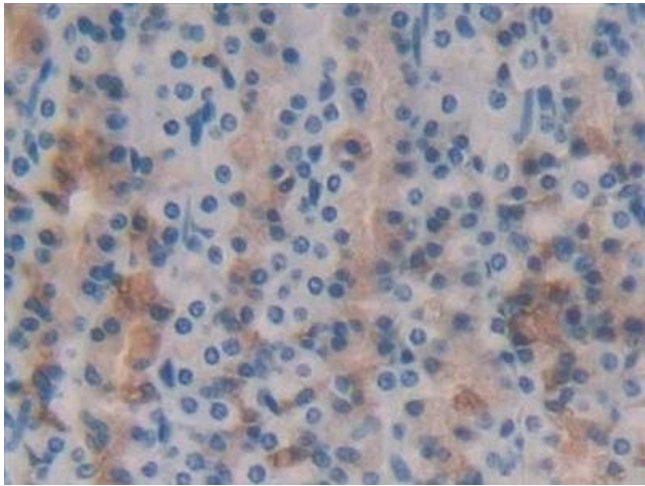
Alternative Name:	Galectin 2 ( <a href="#">LGALS2 Products</a> )
Background:	LGALS2, HL14, Lectin, Galactoside-Binding Soluble 2, Beta-galactoside-binding lectin L-14-II, Lactose-binding lectin 2, S-Lac lectin 2

## Application Details

Application Notes:	Western blotting: 0.5-2 µg/mL Immunocytochemistry in formalin fixed cells: 5-20 µg/mL Immunohistochemistry in formalin fixed frozen section: 5-20 µg/mL Immunohistochemistry in paraffin section: 5-20 µg/mL Enzyme-linked Immunosorbent Assay: 0.05-2 µg/mL Optimal working dilutions must be determined by end user.
Comment:	The thermal stability is described by the loss rate. The loss rate was determined by accelerated thermal degradation test, that is, incubate the protein at 37°C for 48h, and no obvious degradation and precipitation were observed. The loss rate is less than 5% within the expiration date under appropriate storage condition.
Restrictions:	For Research Use only


## Handling

Format:	Liquid
Buffer:	0.01M PBS, pH 7.4, containing 0.05 % Proclin-300, 50 % glycerol.
Preservative:	ProClin
Precaution of Use:	This product contains ProClin: a POISONOUS AND HAZARDOUS SUBSTANCE which should be handled by trained staff only.
Storage:	4 °C, -20 °C
Storage Comment:	Store at 4°C for frequent use. Stored at -20°C in a manual defrost freezer for two year without detectable loss of activity. Avoid repeated freeze-thaw cycles.
Expiry Date:	24 months




#### Immunohistochemistry

**Image 1.** Detection of GAL2 in Rat Stomach Tissue using Polyclonal Antibody to Galectin 2 (GAL2)



#### Western Blotting

**Image 2.** Detection of GAL2 in Rat Stomach Tissue using Polyclonal Antibody to Galectin 2 (GAL2)



#### Western Blotting

**Image 3.** Detection of Recombinant GAL2, Rat using Polyclonal Antibody to Galectin 2 (GAL2)

Please check the [product details page](#) for more images. Overall 5 images are available for ABIN7431557.