

Datasheet for ABIN7431662
anti-CXCL7 antibody (AA 40-113)

5 Images

[Go to Product page](#)

Overview

Quantity:	100 µL
Target:	CXCL7 (PPBP)
Binding Specificity:	AA 40-113
Reactivity:	Mouse
Host:	Rabbit
Clonality:	Polyclonal
Conjugate:	This CXCL7 antibody is un-conjugated
Application:	Western Blotting (WB), Immunohistochemistry (IHC), Immunoprecipitation (IP), Immunocytochemistry (ICC)

Product Details

Purpose:	Polyclonal Antibody to Chemokine (C-X-C motif) ligand 7 (CXCL7)
Immunogen:	Recombinant Chemokine (C-X-C motif) ligand 7 (CXCL7) corresponding to Lys40~Tyr113 with N-terminal His Tag
Isotype:	IgG
Specificity:	The antibody is a rabbit polyclonal antibody raised against CXCL7. It has been selected for its ability to recognize CXCL7 in immunohistochemical staining and western blotting.
Purification:	Antigen-specific affinity chromatography followed by Protein A affinity chromatography

Target Details

Target:	CXCL7 (PPBP)
---------	--------------

Target Details


Alternative Name:	Chemokine (C-X-C motif) ligand 7 (PPBP Products)
Background:	CXCL7, PPBP, PBP, B-TG1, CTAP-III, CTAP3, CTAPIII, LA-PF4, LDGF, MDGF, NAP2, SCYB7, TC1, TC2, TGB1, THBGB1, Pro-Platelet Basic Protein, Beta-Thromboglobulin

Application Details

Application Notes:	Western blotting: 0.5-3 µg/mL Immunohistochemistry: 5-30 µg/mL Immunocytochemistry: 5-30 µg/mL Optimal working dilutions must be determined by end user.
Comment:	The thermal stability is described by the loss rate. The loss rate was determined by accelerated thermal degradation test, that is, incubate the protein at 37°C for 48h, and no obvious degradation and precipitation were observed. The loss rate is less than 5% within the expiration date under appropriate storage condition.
Restrictions:	For Research Use only


Handling

Format:	Liquid
Buffer:	PBS, pH 7.4, containing 0.02 % Sodium azide, 50 % glycerol.
Preservative:	Sodium azide
Precaution of Use:	This product contains Sodium azide: a POISONOUS AND HAZARDOUS SUBSTANCE which should be handled by trained staff only.
Storage:	4 °C,-20 °C
Storage Comment:	Store at 4°C for frequent use. Stored at -20°C in a manual defrost freezer for two year without detectable loss of activity. Avoid repeated freeze-thaw cycles.
Expiry Date:	24 months



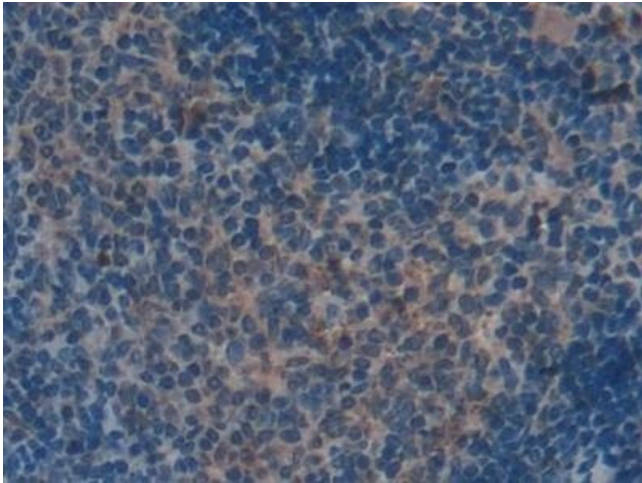
Western Blotting

Image 1. Detection of CXCL7 in Mouse Spleen lysate using Polyclonal Antibody to Chemokine (C-X-C motif) ligand 7 (CXCL7)



Western Blotting

Image 2. Detection of Recombinant bTG, Mouse using Polyclonal Antibody to Chemokine (C-X-C motif) ligand 7 (CXCL7)



Immunohistochemistry

Image 3. Detection of CXCL7 in Mouse Spleen Tissue using Polyclonal Antibody to Chemokine (C-X-C motif) ligand 7 (CXCL7)

Please check the [product details page](#) for more images. Overall 5 images are available for ABIN7431662.