

Datasheet for ABIN7431692
anti-ACTN2 antibody (AA 1-254)

5 Images

[Go to Product page](#)

Overview

Quantity:	100 µL
Target:	ACTN2
Binding Specificity:	AA 1-254
Reactivity:	Mouse
Host:	Rabbit
Clonality:	Polyclonal
Conjugate:	This ACTN2 antibody is un-conjugated
Application:	Western Blotting (WB), Immunohistochemistry (IHC), Immunocytochemistry (ICC), Immunoprecipitation (IP)

Product Details

Purpose:	Polyclonal Antibody to Actinin Alpha 2 (ACTN2)
Immunogen:	Recombinant Actinin Alpha 2 (ACTN2) corresponding to Met1~His254 (Accession # Q9JI91)
Isotype:	IgG
Specificity:	The antibody is a rabbit polyclonal antibody raised against ACTN2. It has been selected for its ability to recognize ACTN2 in immunohistochemical staining and western blotting.
Cross-Reactivity:	Human, Rat
Purification:	Antigen-specific affinity chromatography followed by Protein A affinity chromatography

Target Details


Target:	ACTN2
Alternative Name:	Actinin Alpha 2 (ACTN2 Products)
Background:	Alpha-actinin skeletal muscle isoform 2, F-actin cross-linking protein
Pathways:	Cell-Cell Junction Organization , Skeletal Muscle Fiber Development , Negative Regulation of Transporter Activity

Application Details

Application Notes:	Western blotting: 0.5-2 µg/mL Immunohistochemistry: 5-20 µg/mL Immunocytochemistry: 5-20 µg/mL Optimal working dilutions must be determined by end user.
Comment:	The thermal stability is described by the loss rate. The loss rate was determined by accelerated thermal degradation test, that is, incubate the protein at 37°C for 48h, and no obvious degradation and precipitation were observed. The loss rate is less than 5% within the expiration date under appropriate storage condition.
Restrictions:	For Research Use only


Handling

Format:	Liquid
Buffer:	0.01M PBS, pH 7.4, containing 0.05 % Proclin-300, 50 % glycerol.
Preservative:	ProClin
Precaution of Use:	This product contains ProClin: a POISONOUS AND HAZARDOUS SUBSTANCE which should be handled by trained staff only.
Storage:	4 °C, -20 °C
Storage Comment:	Store at 4°C for frequent use. Stored at -20°C in a manual defrost freezer for two year without detectable loss of activity. Avoid repeated freeze-thaw cycles.
Expiry Date:	24 months



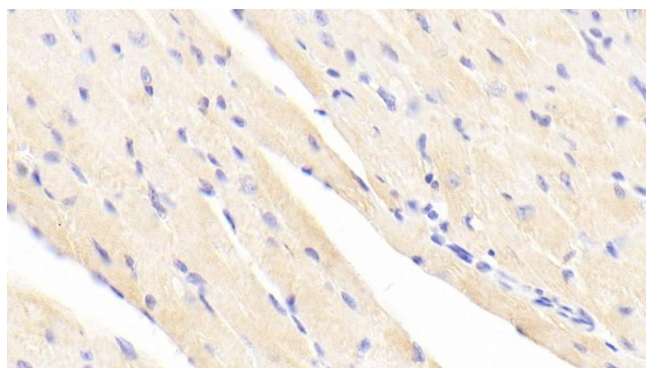
Western Blotting

Image 1. Detection of ACTN2 in Human Hela cell lysate using Polyclonal Antibody to Actinin Alpha 2 (ACTN2)



Western Blotting

Image 2. Detection of Recombinant ACTN2, Mouse using Polyclonal Antibody to Actinin Alpha 2 (ACTN2)



Immunohistochemistry

Image 3. Detection of ACTN2 in Mouse Cardiac Muscle Tissue using Polyclonal Antibody to Actinin Alpha 2 (ACTN2)

Please check the [product details page](#) for more images. Overall 5 images are available for ABIN7431692.