

Datasheet for ABIN7431905  
**anti-Tissue factor antibody (AA 30-252)**[Go to Product page](#)

## 3 Images

## Overview

Quantity:	100 µL
Target:	Tissue factor (F3)
Binding Specificity:	AA 30-252
Reactivity:	Rat
Host:	Rabbit
Clonality:	Polyclonal
Conjugate:	This Tissue factor antibody is un-conjugated
Application:	Western Blotting (WB), Immunohistochemistry (IHC), Immunoprecipitation (IP), Immunocytochemistry (ICC)

## Product Details

Purpose:	Polyclonal Antibody to Tissue Factor (TF)
Immunogen:	Recombinant Tissue Factor (TF) corresponding to Gly30~Glu252 with N-terminal His Tag
Isotype:	IgG
Specificity:	The antibody is a rabbit polyclonal antibody raised against TF. It has been selected for its ability to recognize TF in immunohistochemical staining and western blotting.
Purification:	Antigen-specific affinity chromatography followed by Protein A affinity chromatography

## Target Details

Target:	Tissue factor (F3)
---------	--------------------

## Target Details

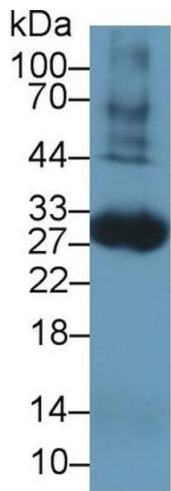
Alternative Name:	Tissue Factor ( <a href="#">F3 Products</a> )
Background:	CD142, FIII, F3, TFA, Thromboplastin, Coagulation Factor III
Pathways:	<a href="#">Positive Regulation of Endopeptidase Activity</a> , <a href="#">Smooth Muscle Cell Migration</a> , <a href="#">Platelet-derived growth Factor Receptor Signaling</a>

## Application Details

Application Notes:	Western blotting: 0.5-2 µg/mL 1:360-1400 Immunohistochemistry: 5-20 µg/mL 1:36-140 Immunocytochemistry: 5-20 µg/mL 1:36-140 Optimal working dilutions must be determined by end user.
Comment:	The thermal stability is described by the loss rate. The loss rate was determined by accelerated thermal degradation test, that is, incubate the protein at 37°C for 48h, and no obvious degradation and precipitation were observed. The loss rate is less than 5% within the expiration date under appropriate storage condition.
Restrictions:	For Research Use only


## Handling

Format:	Liquid
Buffer:	0.01M PBS, pH 7.4, containing 0.05 % Proclin-300, 50 % glycerol.
Preservative:	ProClin
Precaution of Use:	This product contains ProClin: a POISONOUS AND HAZARDOUS SUBSTANCE which should be handled by trained staff only.
Storage:	4 °C, -20 °C
Storage Comment:	Store at 4°C for frequent use. Stored at -20°C in a manual defrost freezer for two year without detectable loss of activity. Avoid repeated freeze-thaw cycles.
Expiry Date:	24 months



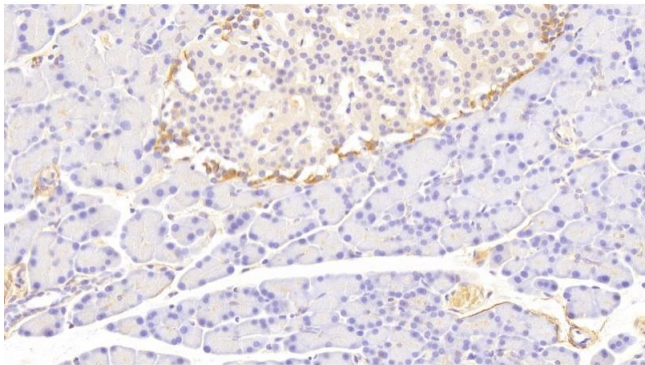
Western Blotting

**Image 1.** Detection of TF in Rat Blood Cells lysate using Polyclonal Antibody to Tissue Factor (TF)



Western Blotting

**Image 2.** Detection of Recombinant TF, Rat using Polyclonal Antibody to Tissue Factor (TF)



Immunohistochemistry

**Image 3.** Detection of TF in Rat Pancreas Tissue using Polyclonal Antibody to Tissue Factor (TF)