

Datasheet for ABIN7432016  
**anti-MMP 9 antibody (AA 225-390)**



[Go to Product page](#)

3 Images

## Overview

Quantity:	100 µL
Target:	MMP 9 (MMP9)
Binding Specificity:	AA 225-390
Reactivity:	Mouse
Host:	Rabbit
Clonality:	Polyclonal
Conjugate:	This MMP 9 antibody is un-conjugated
Application:	Western Blotting (WB), Immunohistochemistry (IHC), Immunoprecipitation (IP), Immunocytochemistry (ICC)

## Product Details

Purpose:	Polyclonal Antibody to Matrix Metalloproteinase 9 (MMP9)
Immunogen:	Recombinant Matrix Metalloproteinase 9 (MMP9) corresponding to Ser225~Asp390 with N-terminal His Tag
Isotype:	IgG
Specificity:	The antibody is a rabbit polyclonal antibody raised against MMP9. It has been selected for its ability to recognize MMP9 in immunohistochemical staining and western blotting.
Cross-Reactivity:	Human, Rat
Purification:	Antigen-specific affinity chromatography followed by Protein A affinity chromatography

## Target Details


Target:	MMP 9 (MMP9)
Alternative Name:	Matrix Metalloproteinase 9 ( <a href="#">MMP9 Products</a> )
Background:	GELB, Gelatinase B, CLG4B, CLG4-B, 92 KDa Gelatinase, 92 kDa Type IV Collagenase
Pathways:	<a href="#">Cellular Response to Molecule of Bacterial Origin</a> , <a href="#">Positive Regulation of Immune Effector Process</a> , <a href="#">CXCR4-mediated Signaling Events</a>

## Application Details

Application Notes:	Western blotting: 0.5-2 µg/mL Immunohistochemistry: 5-20 µg/mL Immunocytochemistry: 5-20 µg/mL Optimal working dilutions must be determined by end user.
Comment:	The thermal stability is described by the loss rate. The loss rate was determined by accelerated thermal degradation test, that is, incubate the protein at 37°C for 48h, and no obvious degradation and precipitation were observed. The loss rate is less than 5% within the expiration date under appropriate storage condition.
Restrictions:	For Research Use only


## Handling

Format:	Liquid
Buffer:	0.01M PBS, pH 7.4, containing 0.05 % Proclin-300, 50 % glycerol.
Preservative:	ProClin
Precaution of Use:	This product contains ProClin: a POISONOUS AND HAZARDOUS SUBSTANCE which should be handled by trained staff only.
Storage:	4 °C,-20 °C
Storage Comment:	Store at 4°C for frequent use. Stored at -20°C in a manual defrost freezer for two year without detectable loss of activity. Avoid repeated freeze-thaw cycles.
Expiry Date:	24 months



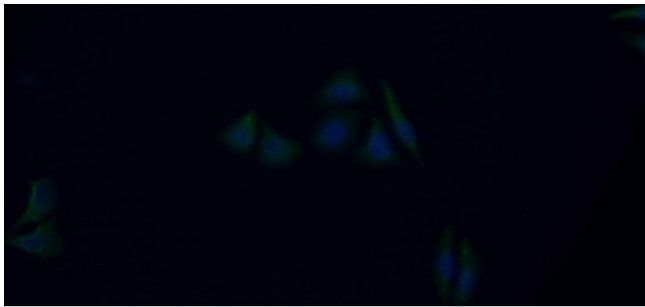
Western Blotting

**Image 1.** Detection of MMP9 in Human Jurkat cell lysate using Polyclonal Antibody to Matrix Metalloproteinase 9 (MMP9)



Western Blotting

**Image 2.** Detection of Recombinant MMP9, Mouse using Polyclonal Antibody to Matrix Metalloproteinase 9 (MMP9)



Immunofluorescence

**Image 3.** Detection of MMP9 in Human HepG2 cell using Polyclonal Antibody to Matrix Metalloproteinase 9 (MMP9)