

Datasheet for ABIN7432073
anti-S100B antibody (AA 1-92)

5 Images

[Go to Product page](#)

Overview

Quantity:	100 µL
Target:	S100B
Binding Specificity:	AA 1-92
Reactivity:	Human
Host:	Rabbit
Clonality:	Polyclonal
Conjugate:	This S100B antibody is un-conjugated
Application:	Western Blotting (WB), Immunohistochemistry (IHC), Immunoprecipitation (IP), Immunocytochemistry (ICC)

Product Details

Purpose:	Polyclonal Antibody to S100 Calcium Binding Protein B (S100B)
Immunogen:	Recombinant S100 Calcium Binding Protein B (S100B) corresponding to Met1~Glu92 with N-terminal His Tag
Isotype:	IgG
Specificity:	The antibody is a rabbit polyclonal antibody raised against S100B. It has been selected for its ability to recognize S100B in immunohistochemical staining and western blotting.
Cross-Reactivity:	Mouse, Rat
Purification:	Antigen-specific affinity chromatography followed by Protein A affinity chromatography

Target Details

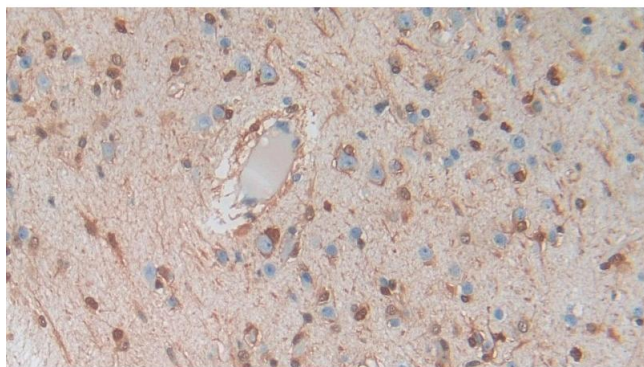
Target:	S100B
Alternative Name:	S100 Calcium Binding Protein B (S100B Products)
Background:	S100-B, NEF, S100Beta, S-100 protein subunit beta
Pathways:	Regulation of Muscle Cell Differentiation , Positive Regulation of Immune Effector Process , Toll-Like Receptors Cascades , Regulation of long-term Neuronal Synaptic Plasticity , S100 Proteins

Application Details

Application Notes:	Western blotting: 0.5-2 µg/mL Immunohistochemistry: 5-20 µg/mL Immunocytochemistry: 5-20 µg/mL Optimal working dilutions must be determined by end user.
Comment:	The thermal stability is described by the loss rate. The loss rate was determined by accelerated thermal degradation test, that is, incubate the protein at 37°C for 48h, and no obvious degradation and precipitation were observed. The loss rate is less than 5% within the expiration date under appropriate storage condition.
Restrictions:	For Research Use only

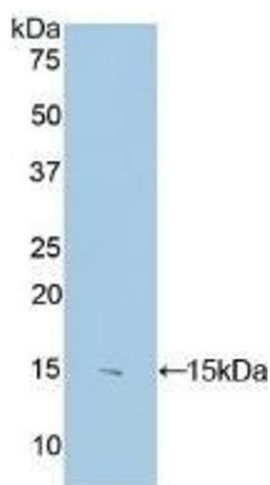
Handling

Format:	Liquid
Buffer:	PBS, pH 7.4, containing 0.02 % Sodium azide, 50 % glycerol.
Preservative:	Sodium azide
Precaution of Use:	This product contains Sodium azide: a POISONOUS AND HAZARDOUS SUBSTANCE which should be handled by trained staff only.
Storage:	4 °C, -20 °C
Storage Comment:	Store at 4°C for frequent use. Stored at -20°C in a manual defrost freezer for two year without detectable loss of activity. Avoid repeated freeze-thaw cycles.
Expiry Date:	24 months



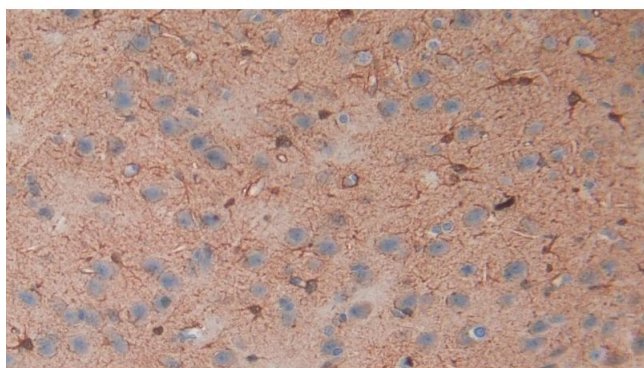
Immunohistochemistry

Image 1. Detection of S100B in Human Cerebrum Tissue using Polyclonal Antibody to S100 Calcium Binding Protein B (S100B)



Western Blotting

Image 2. Detection of Recombinant S100B, Human using Polyclonal Antibody to S100 Calcium Binding Protein B (S100B)



Immunohistochemistry

Image 3. Detection of S100B in Rat Cerebrum Tissue using Polyclonal Antibody to S100 Calcium Binding Protein B (S100B)

Please check the [product details page](#) for more images. Overall 5 images are available for ABIN7432073.