Datasheet for ABIN7432127

anti-Cyclin D1 antibody (AA 1-295)

3 Images

Go to Product page

Overview

Quantity:	100 µL
Target:	Cyclin D1 (CCND1)
Binding Specificity:	AA 1-295
Reactivity:	Rat
Host:	Rabbit
Clonality:	Polyclonal
Conjugate:	This Cyclin D1 antibody is un-conjugated
Application:	Western Blotting (WB), Immunohistochemistry (IHC), Immunoprecipitation (IP), Immunocytochemistry (ICC)

Product Details

Purpose:	Polyclonal Antibody to Cyclin D1 (CCND1)
Immunogen:	Recombinant Cyclin D1 (CCND1) corresdonding to Met1~Ile295 with N-terminal His Tag
Isotype:	IgG
Specificity:	The antibody is a rabbit polyclonal antibody raised against CCND1. It has been selected for its ability to recognize CCND1 in immunohistochemical staining and western blotting.
Cross-Reactivity:	Human, Mouse
Purification:	Antigen-specific affinity chromatography followed by Protein A affinity chromatography

Target Details

Target:	Cyclin D1 (CCND1)
Alternative Name:	Cyclin D1 (CCND1 Products)
Background:	CCN-D1, BCL1, PRAD1, U21B31, G1/S-Specific Cyclin-D1, Parathyroid Adenomatosis 1, B-Cell CLL/Lymphoma 1, G1/S-Specific Cyclin D1, PRAD1 oncogene
Pathways:	PI3K-Akt Signaling, Cell Division Cycle, Mitotic G1-G1/S Phases, ER-Nucleus Signaling

Application Details

Application Notes:	Western blotting: 0.5-2 µg/mL Immunohistochemistry: 5-20 µg/mL Immunocytochemistry: 5-20 µg/mL Optimal working dilutions must be determined by end user.
Comment:	The thermal stability is described by the loss rate. The loss rate was determined by accelerated thermal degradation test, that is, incubate the protein at 37°C for 48h, and no obvious degradation and precipitation were observed. The loss rate is less than 5% within the expiration date under appropriate storage condition.
Restrictions:	For Research Use only

Handling

Format:	Liquid
Buffer:	0.01M PBS, pH 7.4, containing 0.05 % Proclin-300, 50 % glycerol.
Preservative:	ProClin
Precaution of Use:	This product contains ProClin: a POISONOUS AND HAZARDOUS SUBSTANCE which should be handled by trained staff only.
Storage:	4 °C,-20 °C
Storage Comment:	Store at 4°C for frequent use. Stored at -20°C in a manual defrost freezer for two year without detectable loss of activity. Avoid repeated freeze-thaw cycles.
Expiry Date:	24 months

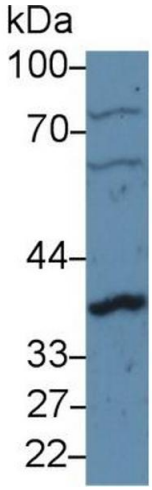

Western Blotting

Image 1. Detection of CCND1 in Human U87MG cell lysate using Polyclonal Antibody to Cyclin D1 (CCND1)



Western Blotting

Image 2. Detection of Recombinant CCND1, Rat using Polyclonal Antibody to Cyclin D1 (CCND1)

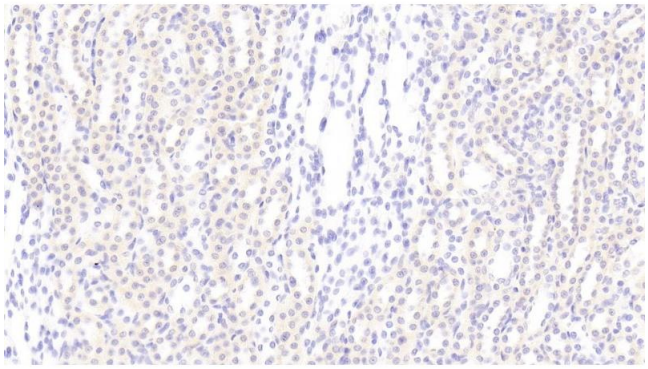

Immunohistochemistry

Image 3. Detection of CCND1 in Rat Kidney Tissue using Polyclonal Antibody to Cyclin D1 (CCND1)

Copyright antibodies-online. All rights reserved.