



[Go to Product page](#)

Datasheet for ABIN7432145
anti-GZMB antibody (AA 21-247)

7 Images

Overview

Quantity:	100 µL
Target:	GZMB
Binding Specificity:	AA 21-247
Reactivity:	Human
Host:	Rabbit
Clonality:	Polyclonal
Conjugate:	This GZMB antibody is un-conjugated
Application:	Western Blotting (WB), Immunohistochemistry (IHC), Immunoprecipitation (IP), Immunocytochemistry (ICC)

Product Details

Purpose:	Polyclonal Antibody to Granzyme B (GZMB)
Immunogen:	Recombinant Granzyme B (GZMB) corresponding to Ile21~Tyr247 with N-terminal His Tag
Isotype:	IgG
Specificity:	The antibody is a rabbit polyclonal antibody raised against GZMB. It has been selected for its ability to recognize GZMB in immunohistochemical staining and western blotting.
Cross-Reactivity:	Mouse, Pig
Purification:	Antigen-specific affinity chromatography followed by Protein A affinity chromatography

Target Details

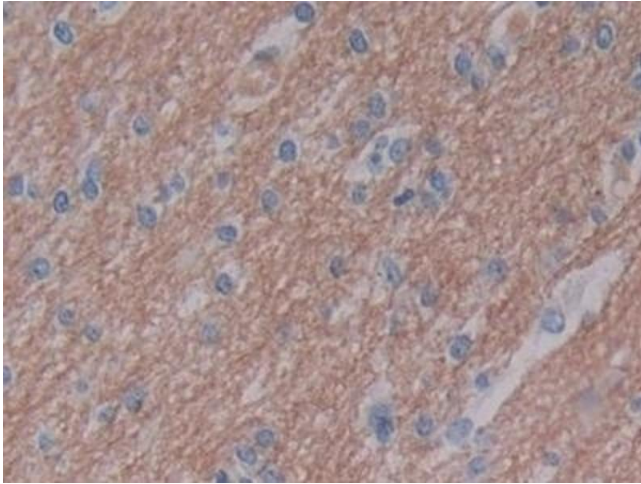
Target:	GZMB
Alternative Name:	Granzyme B (GZMB Products)
Background:	GZM-B, HLP, CTLA1, CCPI, CGL1, CSP-B, CSPB, CTSSL1, SECT, Granzyme 2, Cytotoxic T-Lymphocyte-Associated Serine Esterase 1, Fragmentin 2, Cytotoxic Serine Protease B
Pathways:	Apoptosis , Caspase Cascade in Apoptosis

Application Details

Application Notes:	Western blotting: 0.5-2 µg/mL Immunohistochemistry: 5-20 µg/mL Immunocytochemistry: 5-20 µg/mL Optimal working dilutions must be determined by end user.
Comment:	The thermal stability is described by the loss rate. The loss rate was determined by accelerated thermal degradation test, that is, incubate the protein at 37°C for 48h, and no obvious degradation and precipitation were observed. The loss rate is less than 5% within the expiration date under appropriate storage condition.
Restrictions:	For Research Use only


Handling

Format:	Liquid
Buffer:	0.01M PBS, pH 7.4, containing 0.05 % Proclin-300, 50 % glycerol.
Preservative:	ProClin
Precaution of Use:	This product contains ProClin: a POISONOUS AND HAZARDOUS SUBSTANCE which should be handled by trained staff only.
Storage:	4 °C,-20 °C
Storage Comment:	Store at 4°C for frequent use. Stored at -20°C in a manual defrost freezer for two year without detectable loss of activity. Avoid repeated freeze-thaw cycles.
Expiry Date:	24 months



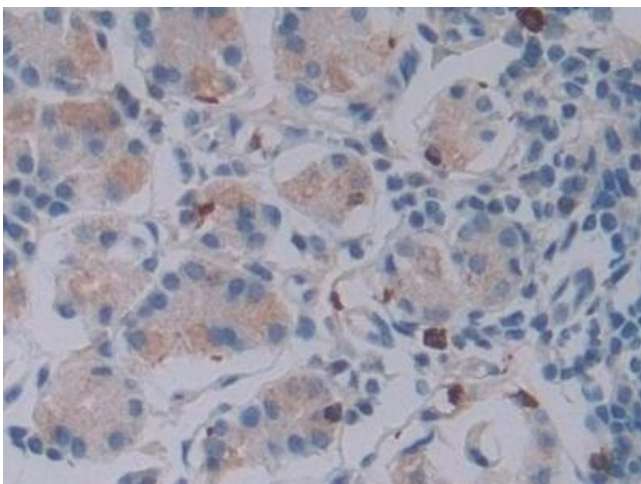
Immunohistochemistry

Image 1. Detection of GZMB in Human Cerebrum Tissue using Polyclonal Antibody to Granzyme B (GZMB)



Western Blotting

Image 2. Detection of Recombinant GZMB, Human using Polyclonal Antibody to Granzyme B (GZMB)



Immunohistochemistry

Image 3. Detection of GZMB in Human Stomach Tissue using Polyclonal Antibody to Granzyme B (GZMB)

Please check the [product details page](#) for more images. Overall 7 images are available for ABIN7432145.