

Datasheet for ABIN7432166
anti-ADIPOQ antibody (AA 17-243)[Go to Product page](#)

4 Images

Overview

Quantity:	100 µL
Target:	ADIPOQ
Binding Specificity:	AA 17-243
Reactivity:	Pig
Host:	Rabbit
Clonality:	Polyclonal
Conjugate:	This ADIPOQ antibody is un-conjugated
Application:	Western Blotting (WB), Immunohistochemistry (IHC), Immunoprecipitation (IP), Immunocytochemistry (ICC)

Product Details

Purpose:	Polyclonal Antibody to Adiponectin (ADPN)
Immunogen:	Recombinant Adiponectin (ADPN) corresponding to Gly17~Glu243 (Accession # Q6PP07) with N-terminal His and GST Tag
Isotype:	IgG
Specificity:	The antibody is a rabbit polyclonal antibody raised against ADPN. It has been selected for its ability to recognize ADPN in immunohistochemical staining and western blotting.
Cross-Reactivity:	Mouse, Pig
Purification:	Antigen-specific affinity chromatography followed by Protein A affinity chromatography

Target Details

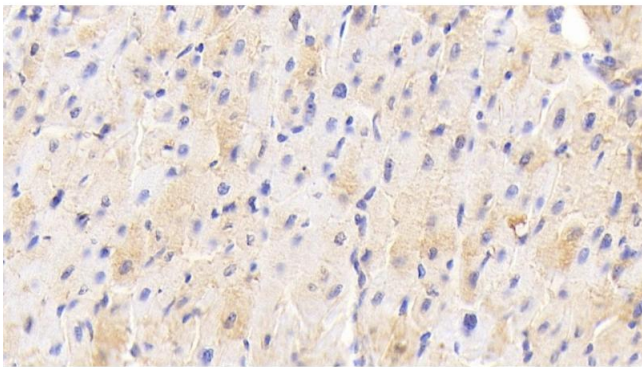
Target:	ADIPOQ
Alternative Name:	Adiponectin (ADIPOQ Products)
Background:	GBP28, ApM1, AdipoQ, Acrp30, ACDC, APM1, C1Q And Collagen Domain Containing, Adipocyte Complement-Related Protein Of 30 KDa, Adipose Most Abundant Gene Transcript 1

Application Details

Application Notes:	Western blotting: 0.5-2 µg/mL Immunohistochemistry: 5-20 µg/mL Immunocytochemistry: 5-20 µg/mL Optimal working dilutions must be determined by end user.
Comment:	The thermal stability is described by the loss rate. The loss rate was determined by accelerated thermal degradation test, that is, incubate the protein at 37°C for 48h, and no obvious degradation and precipitation were observed. The loss rate is less than 5% within the expiration date under appropriate storage condition.
Restrictions:	For Research Use only

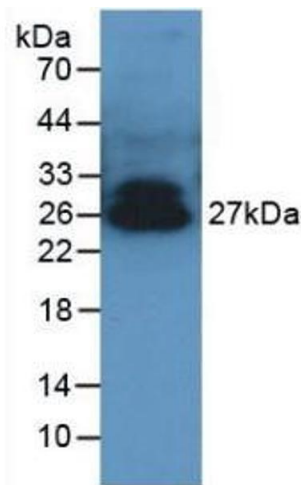
Handling

Format:	Liquid
Buffer:	0.01M PBS, pH 7.4, containing 0.05 % Proclin-300, 50 % glycerol.
Preservative:	ProClin
Precaution of Use:	This product contains ProClin: a POISONOUS AND HAZARDOUS SUBSTANCE which should be handled by trained staff only.
Storage:	4 °C, -20 °C
Storage Comment:	Store at 4°C for frequent use. Stored at -20°C in a manual defrost freezer for two year without detectable loss of activity. Avoid repeated freeze-thaw cycles.
Expiry Date:	24 months



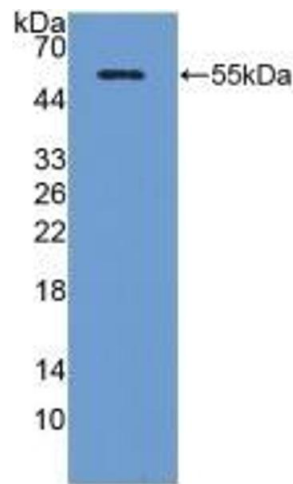
Immunohistochemistry

Image 1. Detection of ADPN in Porcine Cardiac Muscle Tissue using Polyclonal Antibody to Adiponectin (ADPN)



Western Blotting

Image 2. Detection of ADPN in Porcine Serum using Polyclonal Antibody to Adiponectin (ADPN)



Western Blotting

Image 3. Detection of Recombinant ADP, Porcine using Polyclonal Antibody to Adiponectin (ADPN)

Please check the [product details page](#) for more images. Overall 4 images are available for ABIN7432166.