

Datasheet for ABIN7432190

**anti-Thrombospondin 1 antibody (AA 71-259)**

5 Images

[Go to Product page](#)

## Overview

Quantity:	100 µL
Target:	Thrombospondin 1 (THBS1)
Binding Specificity:	AA 71-259
Reactivity:	Rat
Host:	Rabbit
Clonality:	Polyclonal
Conjugate:	This Thrombospondin 1 antibody is un-conjugated
Application:	Western Blotting (WB), Immunohistochemistry (IHC), Immunoprecipitation (IP), Immunocytochemistry (ICC)

## Product Details

Purpose:	Polyclonal Antibody to Thrombospondin 1 (THBS1)
Immunogen:	Recombinant Thrombospondin 1 (THBS1) corresponding to Pro71~Ile259 with N-terminal His Tag
Isotype:	IgG
Specificity:	The antibody is a rabbit polyclonal antibody raised against THBS1. It has been selected for its ability to recognize THBS1 in immunohistochemical staining and western blotting.
Cross-Reactivity:	Human, Mouse
Purification:	Antigen-specific affinity chromatography followed by Protein A affinity chromatography

## Target Details


Target:	Thrombospondin 1 (THBS1)
Alternative Name:	Thrombospondin 1 ( <a href="#">THBS1 Products</a> )
Background:	TSP1, Thrombospondin-1p180
Pathways:	<a href="#">Autophagy</a>

## Application Details

Application Notes:	Western blotting: 0.5-5 µg/mL Immunohistochemistry: 5-50 µg/mL Immunocytochemistry: 5-50 µg/mL Optimal working dilutions must be determined by end user.
Comment:	The thermal stability is described by the loss rate. The loss rate was determined by accelerated thermal degradation test, that is, incubate the protein at 37°C for 48h, and no obvious degradation and precipitation were observed. The loss rate is less than 5% within the expiration date under appropriate storage condition.
Restrictions:	For Research Use only


## Handling

Format:	Liquid
Buffer:	PBS, pH 7.4, containing 0.02 % Sodium azide, 50 % glycerol.
Preservative:	Sodium azide
Precaution of Use:	This product contains Sodium azide: a POISONOUS AND HAZARDOUS SUBSTANCE which should be handled by trained staff only.
Storage:	4 °C, -20 °C
Storage Comment:	Store at 4°C for frequent use. Stored at -20°C in a manual defrost freezer for two year without detectable loss of activity. Avoid repeated freeze-thaw cycles.
Expiry Date:	24 months



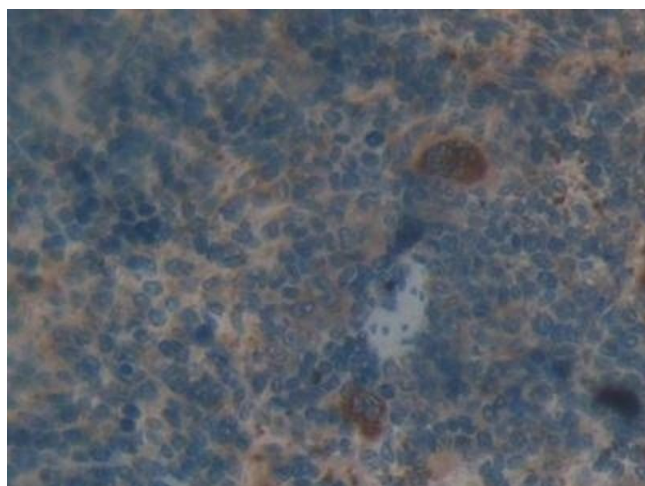
#### Western Blotting

**Image 1.** Detection of THBS1 in Rat Serum using Polyclonal Antibody to Thrombospondin 1 (THBS1)



#### Western Blotting

**Image 2.** Detection of Recombinant THBS1, Rat using Polyclonal Antibody to Thrombospondin 1 (THBS1)



#### Immunohistochemistry

**Image 3.** Detection of THBS1 in Rat Spleen Tissue using Polyclonal Antibody to Thrombospondin 1 (THBS1)

Please check the [product details page](#) for more images. Overall 5 images are available for ABIN7432190.