

Datasheet for ABIN7432244

**anti-Caspase 9 antibody (AA 331-416)**

## 4 Images

[Go to Product page](#)

## Overview

Quantity:	100 µL
Target:	Caspase 9 (CASP9)
Binding Specificity:	AA 331-416
Reactivity:	Human
Host:	Rabbit
Clonality:	Polyclonal
Conjugate:	This Caspase 9 antibody is un-conjugated
Application:	Western Blotting (WB), Immunohistochemistry (IHC), Immunoprecipitation (IP), Immunocytochemistry (ICC)

## Product Details

Purpose:	Polyclonal Antibody to Caspase 9 (CASP9)
Immunogen:	Recombinant Caspase 9 (CASP9) corresponding to Ala331~Ser416 with N-terminal His and GST Tag
Isotype:	IgG
Specificity:	The antibody is a rabbit polyclonal antibody raised against CASP9. It has been selected for its ability to recognize CASP9 in immunohistochemical staining and western blotting.
Cross-Reactivity:	Pig
Purification:	Antigen-specific affinity chromatography followed by Protein A affinity chromatography

## Target Details

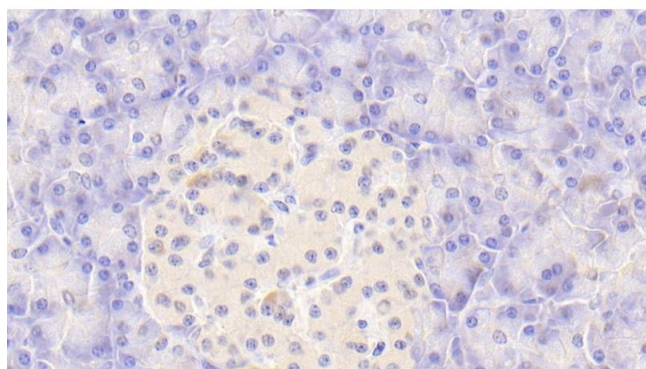
Target:	Caspase 9 (CASP9)
Alternative Name:	Caspase 9 ( <a href="#">CASP9 Products</a> )
Background:	APAF3, ICE-LAP6, MCH6, Apoptosis-Related Cysteine Peptidase, Cysteinyl Aspartate Specific Proteinases 9, Apoptotic protease-activating factor 3, ICE-like apoptotic protease 6
Pathways:	<a href="#">MAPK Signaling</a> , <a href="#">RTK Signaling</a> , <a href="#">Apoptosis</a> , <a href="#">Caspase Cascade in Apoptosis</a> , <a href="#">Fc-epsilon Receptor Signaling Pathway</a> , <a href="#">EGFR Signaling Pathway</a> , <a href="#">Neurotrophin Signaling Pathway</a> , <a href="#">Positive Regulation of Endopeptidase Activity</a>

## Application Details

Application Notes:	Western blotting: 0.5-2 µg/mL Immunohistochemistry: 5-20 µg/mL Immunocytochemistry: 5-20 µg/mL Optimal working dilutions must be determined by end user.
Comment:	The thermal stability is described by the loss rate. The loss rate was determined by accelerated thermal degradation test, that is, incubate the protein at 37°C for 48h, and no obvious degradation and precipitation were observed. The loss rate is less than 5% within the expiration date under appropriate storage condition.
Restrictions:	For Research Use only


## Handling

Format:	Liquid
Buffer:	PBS, pH 7.4, containing 0.02 % Sodium azide, 50 % glycerol.
Preservative:	Sodium azide
Precaution of Use:	This product contains Sodium azide: a POISONOUS AND HAZARDOUS SUBSTANCE which should be handled by trained staff only.
Storage:	4 °C, -20 °C
Storage Comment:	Store at 4°C for frequent use. Stored at -20°C in a manual defrost freezer for two year without detectable loss of activity. Avoid repeated freeze-thaw cycles.
Expiry Date:	24 months




#### Immunohistochemistry

**Image 1.** Detection of CASP9 in Human Pancreas Tissue using Polyclonal Antibody to Caspase 9 (CASP9)



#### Western Blotting

**Image 2.** Detection of CASP9 in Human Hela Cells using Polyclonal Antibody to Caspase 9 (CASP9)



#### Western Blotting

**Image 3.** Detection of Recombinant CASP9, Human using Polyclonal Antibody to Caspase 9 (CASP9)

Please check the [product details page](#) for more images. Overall 4 images are available for ABIN7432244.