

Datasheet for ABIN7432328
anti-DAO antibody (AA 27-113)

8 Images

[Go to Product page](#)

Overview

Quantity:	100 µL
Target:	DAO (ABP1)
Binding Specificity:	AA 27-113
Reactivity:	Pig
Host:	Rabbit
Clonality:	Polyclonal
Conjugate:	This DAO antibody is un-conjugated
Application:	Western Blotting (WB), Immunohistochemistry (IHC), Immunoprecipitation (IP), Immunocytochemistry (ICC)

Product Details

Purpose:	Polyclonal Antibody to Amiloride Binding Protein 1 (ABP1)
Immunogen:	Recombinant Amiloride Binding Protein 1 (ABP1) corresponding to Ser27~Gln113
Isotype:	IgG
Specificity:	The antibody is a rabbit polyclonal antibody raised against ABP1. It has been selected for its ability to recognize ABP1 in immunohistochemical staining and western blotting.
Cross-Reactivity:	Mouse
Purification:	Antigen-specific affinity chromatography followed by Protein A affinity chromatography

Target Details


Target:	DAO (ABP1)
Alternative Name:	Amiloride Binding Protein 1 (ABP1 Products)
Background:	AOC1, DAO, KAO, Histaminase, Kidney amine oxidase, Diamine Oxidase, Amiloride-sensitive amine oxidase, Amine oxidase copper domain-containing protein 1

Application Details

Application Notes:	Western blotting: 0.5-2 µg/mL Immunohistochemistry: 5-20 µg/mL Immunocytochemistry: 5-20 µg/mL Optimal working dilutions must be determined by end user.
Comment:	The thermal stability is described by the loss rate. The loss rate was determined by accelerated thermal degradation test, that is, incubate the protein at 37°C for 48h, and no obvious degradation and precipitation were observed. The loss rate is less than 5% within the expiration date under appropriate storage condition.
Restrictions:	For Research Use only


Handling

Format:	Liquid
Buffer:	0.01M PBS, pH 7.4, containing 0.05 % Proclin-300, 50 % glycerol.
Preservative:	ProClin
Precaution of Use:	This product contains ProClin: a POISONOUS AND HAZARDOUS SUBSTANCE which should be handled by trained staff only.
Storage:	4 °C, -20 °C
Storage Comment:	Store at 4°C for frequent use. Stored at -20°C in a manual defrost freezer for two year without detectable loss of activity. Avoid repeated freeze-thaw cycles.
Expiry Date:	24 months



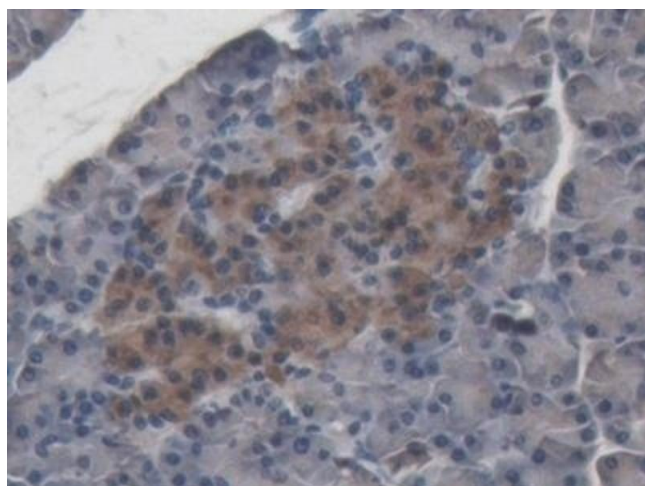
Western Blotting

Image 1. Detection of ABP1 in Mouse Small intestine lysate using Polyclonal Antibody to Amiloride Binding Protein 1 (ABP1)



Western Blotting

Image 2. Detection of Recombinant DAO, Porcine using Polyclonal Antibody to Amiloride Binding Protein 1 (ABP1)



Immunohistochemistry

Image 3. Detection of ABP1 in Porcine Pancreas Tissue using Polyclonal Antibody to Amiloride Binding Protein 1 (ABP1)

Please check the [product details page](#) for more images. Overall 8 images are available for ABIN7432328.