

Datasheet for ABIN7432367

anti-Coagulation Factor V antibody (AA 1863-2161)

3 Images

[Go to Product page](#)

Overview

Quantity:	100 µL
Target:	Coagulation Factor V (F5)
Binding Specificity:	AA 1863-2161
Reactivity:	Mouse
Host:	Rabbit
Clonality:	Polyclonal
Conjugate:	This Coagulation Factor V antibody is un-conjugated
Application:	Western Blotting (WB), Immunohistochemistry (IHC), Immunoprecipitation (IP), Immunocytochemistry (ICC)

Product Details

Purpose:	Polyclonal Antibody to Coagulation Factor V (F5)
Immunogen:	Recombinant Coagulation Factor V (F5) corresponding to Asp1863-Arg2161 (Accession # O88783)
Isotype:	IgG
Specificity:	The antibody is a rabbit polyclonal antibody raised against F5. It has been selected for its ability to recognize F5 in immunohistochemical staining and western blotting.
Cross-Reactivity:	Human
Purification:	Antigen-specific affinity chromatography followed by Protein A affinity chromatography

Target Details

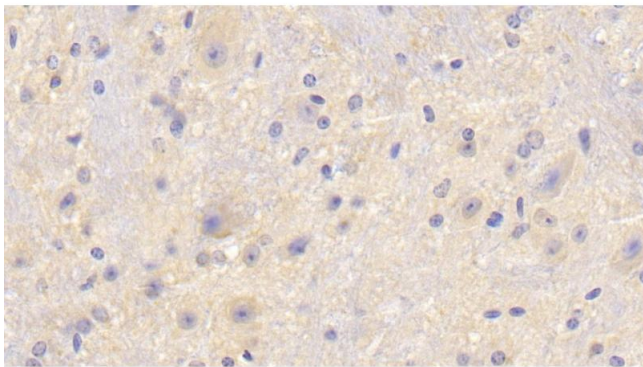
Target:	Coagulation Factor V (F5)
Alternative Name:	Coagulation Factor V (F5 Products)
Background:	FV, FVL, PCCF, Proaccelerin, Labile Factor, Factor V Leiden, Accelerator Globulin, Activated protein C cofactor, Proaccelerin, labile factor

Application Details

Application Notes:	Western blotting: 0.5-2 µg/mL Immunohistochemistry: 5-20 µg/mL Immunocytochemistry: 5-20 µg/mL Optimal working dilutions must be determined by end user.
Comment:	The thermal stability is described by the loss rate. The loss rate was determined by accelerated thermal degradation test, that is, incubate the protein at 37°C for 48h, and no obvious degradation and precipitation were observed. The loss rate is less than 5% within the expiration date under appropriate storage condition.
Restrictions:	For Research Use only


Handling

Format:	Liquid
Buffer:	0.01M PBS, pH 7.4, containing 0.05 % Proclin-300, 50 % glycerol.
Preservative:	ProClin
Precaution of Use:	This product contains ProClin: a POISONOUS AND HAZARDOUS SUBSTANCE which should be handled by trained staff only.
Storage:	4 °C, -20 °C
Storage Comment:	Store at 4°C for frequent use. Stored at -20°C in a manual defrost freezer for two year without detectable loss of activity. Avoid repeated freeze-thaw cycles.
Expiry Date:	24 months



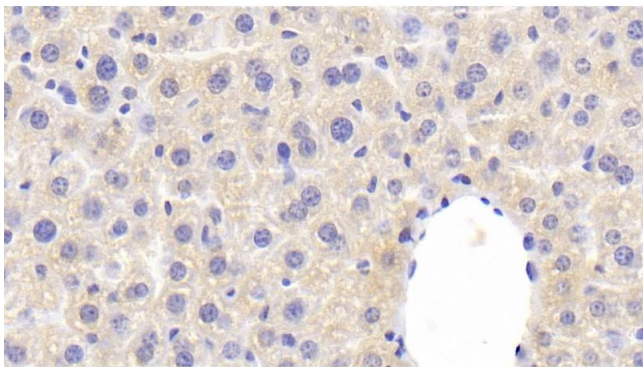
Immunohistochemistry

Image 1. Detection of F5 in Mouse Cerebellum Tissue using Polyclonal Antibody to Coagulation Factor V (F5)



Western Blotting

Image 2. Detection of Recombinant F5, Mouse using Polyclonal Antibody to Coagulation Factor V (F5)



Immunohistochemistry

Image 3. Detection of F5 in Mouse Liver Tissue using Polyclonal Antibody to Coagulation Factor V (F5)