

Datasheet for ABIN7432472
anti-PTGDS antibody (AA 32-190)[Go to Product page](#)

4 Images

Overview

Quantity:	100 µL
Target:	PTGDS
Binding Specificity:	AA 32-190
Reactivity:	Human
Host:	Rabbit
Clonality:	Polyclonal
Conjugate:	This PTGDS antibody is un-conjugated
Application:	Western Blotting (WB), Immunohistochemistry (IHC), Immunoprecipitation (IP), Immunocytochemistry (ICC)

Product Details

Purpose:	Polyclonal Antibody to Prostaglandin-H2 D-isomerase (PTGDS)
Immunogen:	Recombinant Prostaglandin-H2 D-isomerase (PTGDS) corresponding to Pro32~Gln190 with N-terminal His Tag
Isotype:	IgG
Specificity:	The antibody is a rabbit polyclonal antibody raised against PTGDS. It has been selected for its ability to recognize PTGDS in immunohistochemical staining and western blotting.
Cross-Reactivity:	Mouse, Pig
Purification:	Antigen-specific affinity chromatography followed by Protein A affinity chromatography

Target Details

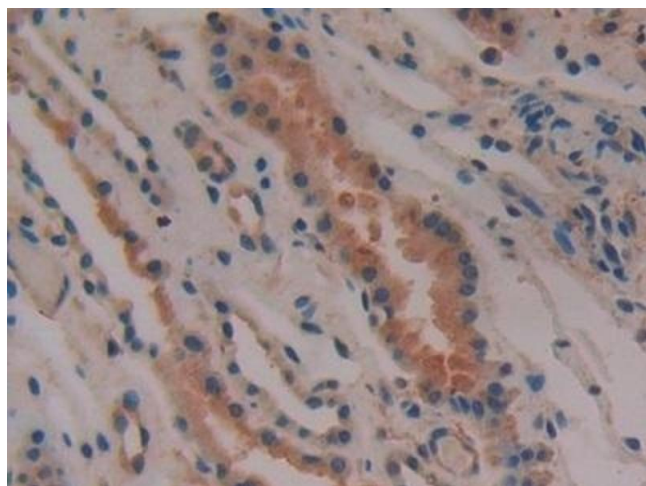
Target:	PTGDS
Alternative Name:	Prostaglandin-H2 D-isomerase (PTGDS Products)
Background:	PGD2S, PDS, PGDS2, Prostaglandin D2 Synthase, Brain, Lipocalin-Type Prostaglandin D Synthase, Cerebrin-28, Beta-trace protein, Glutathione-independent PGD synthase

Application Details

Application Notes:	Western blotting: 0.5-2 µg/mL Immunohistochemistry: 5-20 µg/mL Immunocytochemistry: 5-20 µg/mL Optimal working dilutions must be determined by end user.
Comment:	The thermal stability is described by the loss rate. The loss rate was determined by accelerated thermal degradation test, that is, incubate the protein at 37°C for 48h, and no obvious degradation and precipitation were observed. The loss rate is less than 5% within the expiration date under appropriate storage condition.
Restrictions:	For Research Use only

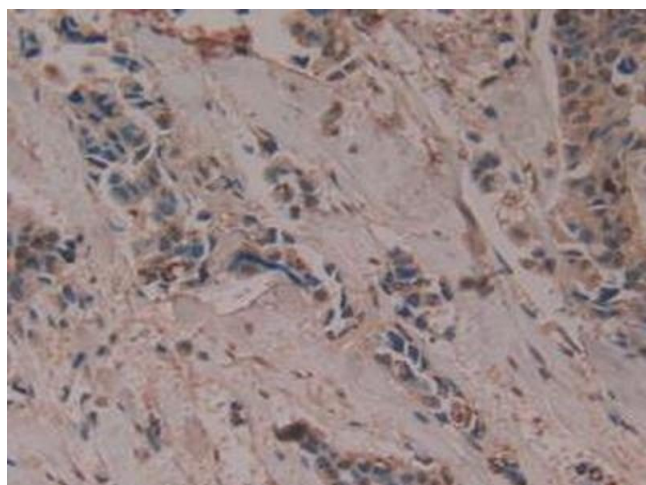
Handling

Format:	Liquid
Buffer:	0.01M PBS, pH 7.4, containing 0.05 % Proclin-300, 50 % glycerol.
Preservative:	ProClin
Precaution of Use:	This product contains ProClin: a POISONOUS AND HAZARDOUS SUBSTANCE which should be handled by trained staff only.
Storage:	4 °C,-20 °C
Storage Comment:	Store at 4°C for frequent use. Stored at -20°C in a manual defrost freezer for two year without detectable loss of activity. Avoid repeated freeze-thaw cycles.
Expiry Date:	24 months




Immunohistochemistry

Image 1. Detection of PTGDS in Human Kidney Tissue using Polyclonal Antibody to Prostaglandin-H2 D-isomerase (PTGDS)



Immunohistochemistry

Image 2. Detection of PTGDS in Human Breast Cancer Tissue using Polyclonal Antibody to Prostaglandin-H2 D-isomerase (PTGDS)



Western Blotting

Image 3. Detection of Recombinant PGD2S, Human using Polyclonal Antibody to Prostaglandin-H2 D-isomerase (PTGDS)

Please check the [product details page](#) for more images. Overall 4 images are available for ABIN7432472.