

Datasheet for ABIN7432493
anti-PROZ antibody (AA 23-399)[Go to Product page](#)

4 Images

Overview

Quantity:	100 µL
Target:	PROZ
Binding Specificity:	AA 23-399
Reactivity:	Mouse
Host:	Rabbit
Clonality:	Polyclonal
Conjugate:	This PROZ antibody is un-conjugated
Application:	Western Blotting (WB), Immunohistochemistry (IHC), Immunocytochemistry (ICC), Immunoprecipitation (IP)

Product Details

Purpose:	Polyclonal Antibody to Protein Z (PROZ)
Immunogen:	Recombinant Protein Z (PROZ) corresponding to Ser23~Lys399 with N-terminal His and GST Tag
Isotype:	IgG
Specificity:	The antibody is a rabbit polyclonal antibody raised against PROZ. It has been selected for its ability to recognize PROZ in immunohistochemical staining and western blotting.
Purification:	Antigen-specific affinity chromatography followed by Protein A affinity chromatography

Target Details

Target:	PROZ
---------	------

Target Details

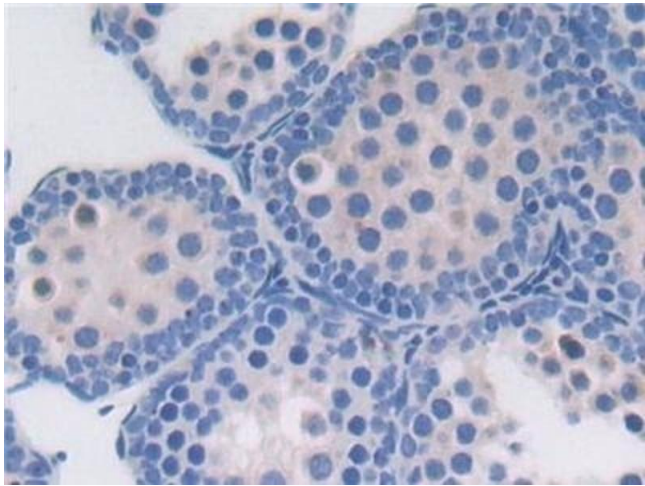
Alternative Name:	Protein Z (PROZ Products)
Background:	PRO-Z, PZ, Vitamin K Dependent Protein Z, VKDPZ, VKDP-Z

Application Details

Application Notes:	Western blotting: 0.5-2 µg/mL Immunohistochemistry: 5-20 µg/mL Immunocytochemistry: 5-20 µg/mL Optimal working dilutions must be determined by end user.
Comment:	The thermal stability is described by the loss rate. The loss rate was determined by accelerated thermal degradation test, that is, incubate the protein at 37°C for 48h, and no obvious degradation and precipitation were observed. The loss rate is less than 5% within the expiration date under appropriate storage condition.
Restrictions:	For Research Use only


Handling

Format:	Liquid
Buffer:	0.01M PBS, pH 7.4, containing 0.05 % Proclin-300, 50 % glycerol.
Preservative:	ProClin
Precaution of Use:	This product contains ProClin: a POISONOUS AND HAZARDOUS SUBSTANCE which should be handled by trained staff only.
Storage:	4 °C,-20 °C
Storage Comment:	Store at 4°C for frequent use. Stored at -20°C in a manual defrost freezer for two year without detectable loss of activity. Avoid repeated freeze-thaw cycles.
Expiry Date:	24 months



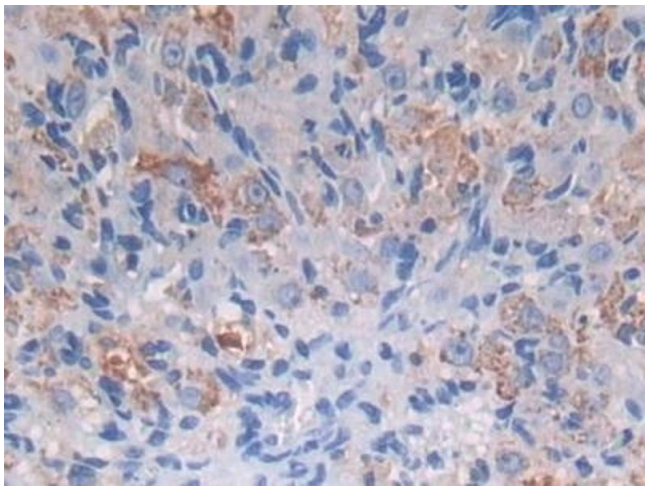
Immunohistochemistry

Image 1. Detection of PROZ in Mouse Testis Tissue using Polyclonal Antibody to Protein Z (PROZ)



Western Blotting

Image 2. Detection of Recombinant PROZ, Mouse using Polyclonal Antibody to Protein Z (PROZ)



Immunohistochemistry

Image 3. Detection of PROZ in Mouse Ovary Tissue using Polyclonal Antibody to Protein Z (PROZ)

Please check the [product details page](#) for more images. Overall 4 images are available for ABIN7432493.