

Datasheet for ABIN7432838
anti-SAA antibody (AA 19-122)[Go to Product page](#)

3 Images

Overview

Quantity:	100 µL
Target:	SAA
Binding Specificity:	AA 19-122
Reactivity:	Human
Host:	Rabbit
Clonality:	Polyclonal
Conjugate:	This SAA antibody is un-conjugated
Application:	Western Blotting (WB), Immunohistochemistry (IHC), Immunoprecipitation (IP), Immunocytochemistry (ICC)

Product Details

Purpose:	Polyclonal Antibody to Serum Amyloid A (SAA)
Immunogen:	Recombinant Serum Amyloid A (SAA) corresponding to Arg19~Tyr122 with N-terminal His Tag
Isotype:	IgG
Specificity:	The antibody is a rabbit polyclonal antibody raised against SAA. It has been selected for its ability to recognize SAA in immunohistochemical staining and western blotting.
Purification:	Antigen-specific affinity chromatography followed by Protein A affinity chromatography

Target Details

Target:	SAA
---------	-----

Target Details


Alternative Name:	Serum Amyloid A (SAA Products)
Background:	SA-A, SAA1, PIG4, TP53I4, Amyloid protein A, Amyloid fibril protein AA, Serum amyloid A-1 protein

Application Details

Application Notes:	Western blotting: 0.5-2 µg/mL Immunohistochemistry: 5-20 µg/mL Immunocytochemistry: 5-20 µg/mL Optimal working dilutions must be determined by end user.
Comment:	The thermal stability is described by the loss rate. The loss rate was determined by accelerated thermal degradation test, that is, incubate the protein at 37°C for 48h, and no obvious degradation and precipitation were observed. The loss rate is less than 5% within the expiration date under appropriate storage condition.
Restrictions:	For Research Use only

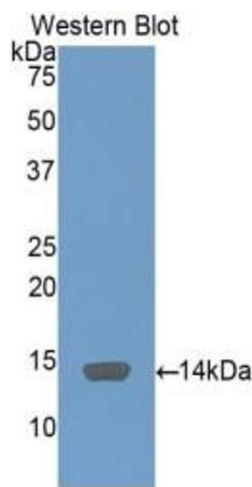
Handling

Format:	Liquid
Buffer:	PBS, pH 7.4, containing 0.02 % Sodium azide, 50 % glycerol.
Preservative:	Sodium azide
Precaution of Use:	This product contains Sodium azide: a POISONOUS AND HAZARDOUS SUBSTANCE which should be handled by trained staff only.
Storage:	4 °C, -20 °C
Storage Comment:	Store at 4°C for frequent use. Stored at -20°C in a manual defrost freezer for two year without detectable loss of activity. Avoid repeated freeze-thaw cycles.
Expiry Date:	24 months



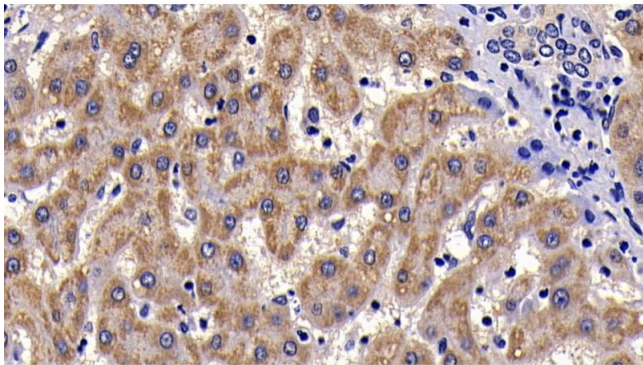
Western Blotting

Image 1. Detection of SAA in Human Serum using Polyclonal Antibody to Serum Amyloid A (SAA)



Western Blotting

Image 2. Detection of Recombinant SAA, Human using Polyclonal Antibody to Serum Amyloid A (SAA)



Immunohistochemistry

Image 3. Detection of SAA in Human liver cirrhosis Tissue using Polyclonal Antibody to Serum Amyloid A (SAA)