



[Go to Product page](#)

Datasheet for ABIN7432874

anti-Insulin Receptor antibody (AA 1024-1298)

5 Images

Overview

Quantity:	100 µL
Target:	Insulin Receptor (INSR)
Binding Specificity:	AA 1024-1298
Reactivity:	Human
Host:	Rabbit
Clonality:	Polyclonal
Conjugate:	This Insulin Receptor antibody is un-conjugated
Application:	Western Blotting (WB), Immunohistochemistry (IHC), Immunoprecipitation (IP), Immunocytochemistry (ICC)

Product Details

Purpose:	Polyclonal Antibody to Insulin Receptor (INSR)
Immunogen:	Recombinant Insulin Receptor (INSR) corresponding to Thr1024~Phe1298 with N-terminal His Tag
Isotype:	IgG
Specificity:	The antibody is a rabbit polyclonal antibody raised against INSR. It has been selected for its ability to recognize INSR in immunohistochemical staining and western blotting.
Cross-Reactivity:	Mouse, Pig, Rat
Purification:	Antigen-specific affinity chromatography followed by Protein A affinity chromatography

Target Details

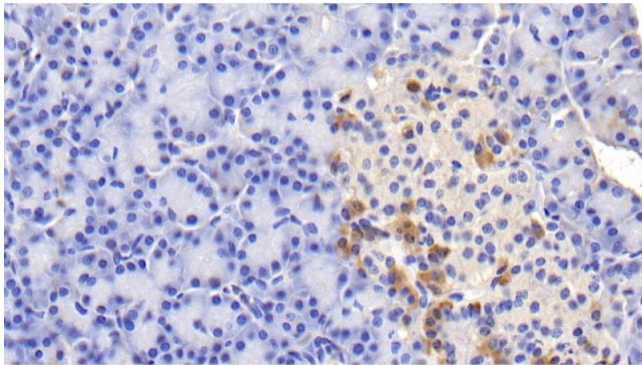
Target:	Insulin Receptor (INSR)
Alternative Name:	Insulin Receptor (INSR Products)
Background:	CD220, ISR, HHF5, IR
Pathways:	NF-kappaB Signaling , RTK Signaling , AMPK Signaling , Carbohydrate Homeostasis , Regulation of Cell Size , Regulation of Carbohydrate Metabolic Process , Growth Factor Binding , Negative Regulation of Transporter Activity

Application Details

Application Notes:	Western blotting: 0.5-2 µg/mL Immunohistochemistry: 5-20 µg/mL Immunocytochemistry: 5-20 µg/mL Optimal working dilutions must be determined by end user.
Comment:	The thermal stability is described by the loss rate. The loss rate was determined by accelerated thermal degradation test, that is, incubate the protein at 37°C for 48h, and no obvious degradation and precipitation were observed. The loss rate is less than 5% within the expiration date under appropriate storage condition.
Restrictions:	For Research Use only

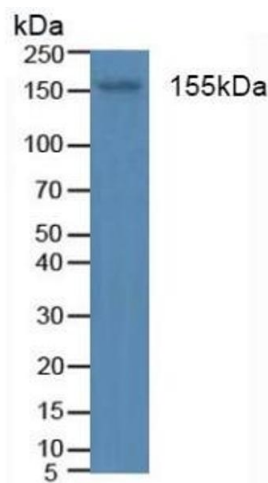
Handling

Format:	Liquid
Buffer:	0.01M PBS, pH 7.4, containing 0.05 % Proclin-300, 50 % glycerol.
Preservative:	ProClin
Precaution of Use:	This product contains ProClin: a POISONOUS AND HAZARDOUS SUBSTANCE which should be handled by trained staff only.
Storage:	4 °C, -20 °C
Storage Comment:	Store at 4°C for frequent use. Stored at -20°C in a manual defrost freezer for two year without detectable loss of activity. Avoid repeated freeze-thaw cycles.
Expiry Date:	24 months



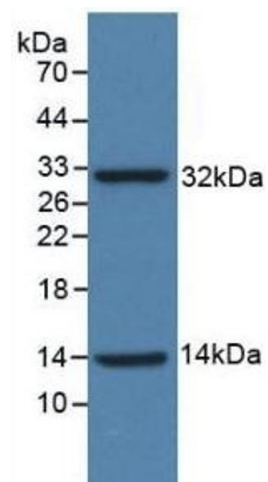
Immunohistochemistry

Image 1. Detection of INSR in Human Pancreas Tissue using Polyclonal Antibody to Insulin Receptor (INSR)



Western Blotting

Image 2. Detection of INSR in Human Blood Cells using Polyclonal Antibody to Insulin Receptor (INSR)



Western Blotting

Image 3. Detection of Recombinant ISR, Human using Polyclonal Antibody to Insulin Receptor (INSR)

Please check the [product details page](#) for more images. Overall 5 images are available for ABIN7432874.