

Datasheet for ABIN7432961  
**anti-PPIA antibody (AA 2-165)**

## 6 Images

[Go to Product page](#)

## Overview

Quantity:	100 µL
Target:	PPIA
Binding Specificity:	AA 2-165
Reactivity:	Human
Host:	Rabbit
Clonality:	Polyclonal
Application:	Western Blotting (WB), Immunohistochemistry (IHC), Immunoprecipitation (IP), Immunocytochemistry (ICC)

## Product Details

Purpose:	Polyclonal Antibody to Cyclophilin A (CYPA)
Immunogen:	Recombinant Cyclophilin A (CYPA) corresponding to Val2~Glu165 with N-terminal His Tag
Isotype:	IgG
Specificity:	The antibody is a rabbit polyclonal antibody raised against CYPA. It has been selected for its ability to recognize CYPA in immunohistochemical staining and western blotting.
Cross-Reactivity:	Mouse, Pig, Rat
Purification:	Antigen-specific affinity chromatography followed by Protein A affinity chromatography

## Target Details

Target:	PPIA
---------	------

## Target Details


Alternative Name:	Cyclophilin A ( <a href="#">PPIA Products</a> )
Background:	PPIA, CyP-A, CYPH, Peptidylprolyl Isomerase A, Peptidyl-Prolyl Isomerase A, Peptidyl-prolyl cis-trans isomerase A, Cyclosporin A-binding protein

## Application Details

Application Notes:	Western blotting: 0.5-5 µg/mL Immunohistochemistry: 5-20 µg/mL Immunocytochemistry: 5-20 µg/mL Optimal working dilutions must be determined by end user.
Comment:	The thermal stability is described by the loss rate. The loss rate was determined by accelerated thermal degradation test, that is, incubate the protein at 37°C for 48h, and no obvious degradation and precipitation were observed. The loss rate is less than 5% within the expiration date under appropriate storage condition.
Restrictions:	For Research Use only


## Handling

Format:	Liquid
Buffer:	0.01M PBS, pH 7.4, containing 0.05 % Proclin-300, 50 % glycerol.
Preservative:	ProClin
Precaution of Use:	This product contains ProClin: a POISONOUS AND HAZARDOUS SUBSTANCE which should be handled by trained staff only.
Storage:	4 °C,-20 °C
Storage Comment:	Store at 4°C for frequent use. Stored at -20°C in a manual defrost freezer for two year without detectable loss of activity. Avoid repeated freeze-thaw cycles.
Expiry Date:	24 months



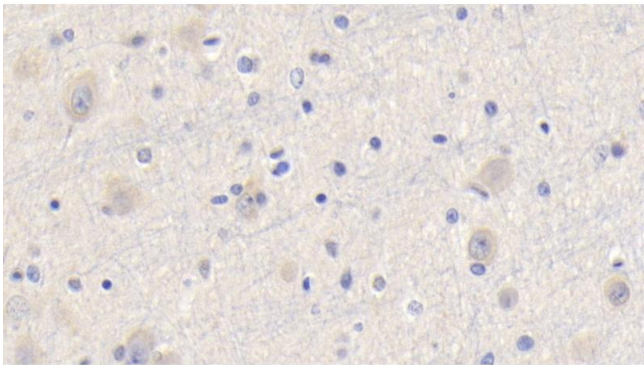
Western Blotting

**Image 1.** Detection of CYPA in Rat Serum using Polyclonal Antibody to Cyclophilin A (CYPA)



Western Blotting

**Image 2.** Detection of Recombinant CYPA, Human using Polyclonal Antibody to Cyclophilin A (CYPA)



Immunohistochemistry

**Image 3.** Detection of CYPA in Human Cerebrum Tissue using Polyclonal Antibody to Cyclophilin A (CYPA)

Please check the [product details page](#) for more images. Overall 6 images are available for ABIN7432961.