

Datasheet for ABIN7433126

anti-PIGR antibody (AA 135-237)**3** Images[Go to Product page](#)

Overview

Quantity:	100 µL
Target:	PIGR
Binding Specificity:	AA 135-237
Reactivity:	Mouse
Host:	Rabbit
Clonality:	Polyclonal
Conjugate:	This PIGR antibody is un-conjugated
Application:	Western Blotting (WB), Immunohistochemistry (IHC), Immunoprecipitation (IP), Immunocytochemistry (ICC)

Product Details

Purpose:	Polyclonal Antibody to Polymeric Immunoglobulin Receptor (PIGR)
Immunogen:	Recombinant Polymeric Immunoglobulin Receptor (PIGR) corresponding to Ser135~Val237 (Accession # O70570)
Isotype:	IgG
Specificity:	The antibody is a rabbit polyclonal antibody raised against PIGR. It has been selected for its ability to recognize PIGR in immunohistochemical staining and western blotting.
Purification:	Antigen-specific affinity chromatography followed by Protein A affinity chromatography

Target Details

Target:	PIGR
---------	------

Target Details

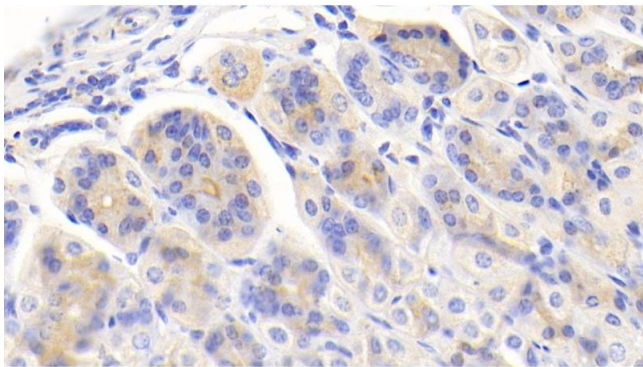
Alternative Name:	Polymeric Immunoglobulin Receptor (PIGR Products)
Background:	SC, Secretory Component, Hepatocellular carcinoma-associated protein TB6

Application Details

Application Notes:	Western blotting: 0.5-2 µg/mL 1:500-2000 Immunohistochemistry: 5-20 µg/mL 1:50-200 Immunocytochemistry: 5-20 µg/mL 1:50-200 Optimal working dilutions must be determined by end user.
Comment:	The thermal stability is described by the loss rate. The loss rate was determined by accelerated thermal degradation test, that is, incubate the protein at 37°C for 48h, and no obvious degradation and precipitation were observed. The loss rate is less than 5% within the expiration date under appropriate storage condition.
Restrictions:	For Research Use only

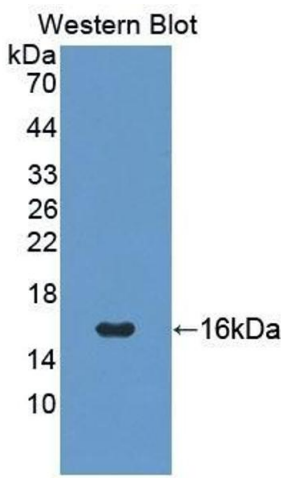
Handling

Format:	Liquid
Buffer:	0.01M PBS, pH 7.4, containing 0.05 % Proclin-300, 50 % glycerol.
Preservative:	ProClin
Precaution of Use:	This product contains ProClin: a POISONOUS AND HAZARDOUS SUBSTANCE which should be handled by trained staff only.
Storage:	4 °C,-20 °C
Storage Comment:	Store at 4°C for frequent use. Stored at -20°C in a manual defrost freezer for two year without detectable loss of activity. Avoid repeated freeze-thaw cycles.
Expiry Date:	24 months



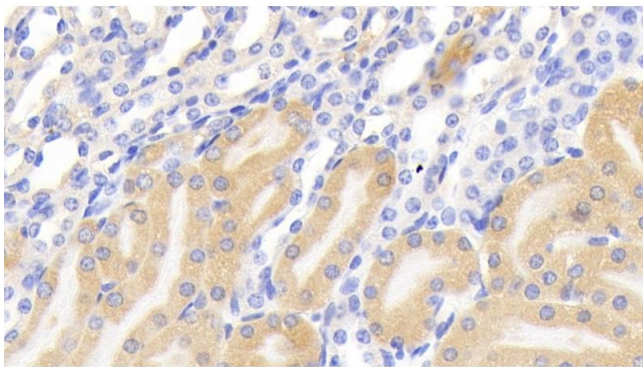
Immunohistochemistry

Image 1. Detection of PIGR in Mouse Stomach Tissue using Polyclonal Antibody to Polymeric Immunoglobulin Receptor (PIGR)



Western Blotting

Image 2. Detection of Recombinant PIGR, Mouse using Polyclonal Antibody to Polymeric Immunoglobulin Receptor (PIGR)



Immunohistochemistry

Image 3. Detection of PIGR in Mouse Kidney Tissue using Polyclonal Antibody to Polymeric Immunoglobulin Receptor (PIGR)