

Datasheet for ABIN7433315
anti-FABP3 antibody (AA 1-133)

11 Images

[Go to Product page](#)

Overview

Quantity:	100 µL
Target:	FABP3
Binding Specificity:	AA 1-133
Reactivity:	Human
Host:	Rabbit
Clonality:	Polyclonal
Conjugate:	This FABP3 antibody is un-conjugated
Application:	Western Blotting (WB), Immunohistochemistry (IHC), Immunoprecipitation (IP), Immunocytochemistry (ICC)

Product Details

Purpose:	Polyclonal Antibody to Heart-type Fatty Acid Binding Protein (H-FABP)
Immunogen:	Recombinant Heart-type Fatty Acid Binding Protein (H-FABP) corresponding to Met1~Ala133 with N-terminal His Tag
Isotype:	IgG
Specificity:	The antibody is a rabbit polyclonal antibody raised against H-FABP. It has been selected for its ability to recognize H-FABP in immunohistochemical staining and western blotting.
Cross-Reactivity:	Mouse, Pig, Rat
Purification:	Antigen-specific affinity chromatography followed by Protein A affinity chromatography

Target Details


Target:	FABP3
Alternative Name:	Heart-type Fatty Acid Binding Protein (FABP3 Products)
Background:	MDGI, FABP11, H-FABP, O-FABP, Hfabp, FABP3, Fatty Acid Binding Protein 3, Muscle And Heart, Mammary Derived Growth Inhibitor, Fatty Acid Binding Protein 11, Muscle fatty acid-binding protein, Heart-ty
Pathways:	Monocarboxylic Acid Catabolic Process

Application Details

Application Notes:	Western blotting: 0.5-2 µg/mL 1:380-1500 Immunohistochemistry: 5-20 µg/mL 1:38-150 Immunocytochemistry: 5-20 µg/mL 1:38-150 Optimal working dilutions must be determined by end user.
Comment:	The thermal stability is described by the loss rate. The loss rate was determined by accelerated thermal degradation test, that is, incubate the protein at 37°C for 48h, and no obvious degradation and precipitation were observed. The loss rate is less than 5% within the expiration date under appropriate storage condition.
Restrictions:	For Research Use only


Handling

Format:	Liquid
Buffer:	0.01M PBS, pH 7.4, containing 0.05 % Proclin-300, 50 % glycerol.
Preservative:	ProClin
Precaution of Use:	This product contains ProClin: a POISONOUS AND HAZARDOUS SUBSTANCE which should be handled by trained staff only.
Storage:	4 °C, -20 °C
Storage Comment:	Store at 4°C for frequent use. Stored at -20°C in a manual defrost freezer for two year without detectable loss of activity. Avoid repeated freeze-thaw cycles.
Expiry Date:	24 months



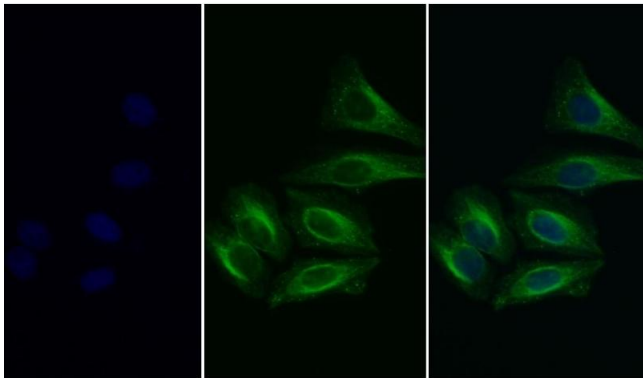
Western Blotting

Image 1. Detection of H-FABP in Mouse Heart lysate using Polyclonal Antibody to Heart-type Fatty Acid Binding Protein (H-FABP)



Western Blotting

Image 2. Detection of Recombinant FABP3, Human using Polyclonal Antibody to Heart-type Fatty Acid Binding Protein (H-FABP)



Immunofluorescence

Image 3. Detection of H-FABP in Human HepG2 cell using Polyclonal Antibody to Heart-type Fatty Acid Binding Protein (H-FABP)

Please check the [product details page](#) for more images. Overall 11 images are available for ABIN7433315.