

Datasheet for ABIN7433345  
**anti-CD72 antibody (AA 169-359)**

## 3 Images

[Go to Product page](#)

## Overview

Quantity:	100 µL
Target:	CD72
Binding Specificity:	AA 169-359
Reactivity:	Human
Host:	Rabbit
Clonality:	Polyclonal
Conjugate:	This CD72 antibody is un-conjugated
Application:	Western Blotting (WB), Immunoprecipitation (IP), Immunohistochemistry (IHC), Immunocytochemistry (ICC)

## Product Details

Purpose:	Polyclonal Antibody to Cluster Of Differentiation 72 (CD72)
Immunogen:	Recombinant Cluster Of Differentiation 72 (CD72) corresponding to Glu169~Asp359 with N-terminal His Tag
Isotype:	IgG
Specificity:	The antibody is a rabbit polyclonal antibody raised against CD72. It has been selected for its ability to recognize CD72 in immunohistochemical staining and western blotting.
Cross-Reactivity:	Mouse
Purification:	Antigen-specific affinity chromatography followed by Protein A affinity chromatography

## Target Details

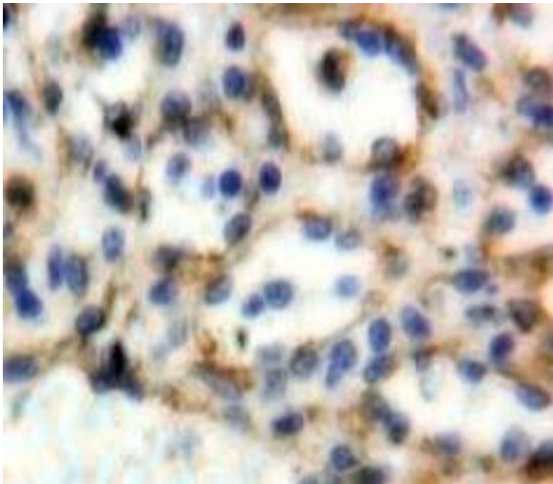
Target:	CD72
Alternative Name:	CD72 ( <a href="#">CD72 Products</a> )
Background:	Lyb2
Pathways:	<a href="#">BCR Signaling</a>

## Application Details

Application Notes:	Western blotting: 0.5-2 µg/mL 1:300-1200 Immunohistochemistry: 5-20 µg/mL 1:30-120 Immunocytochemistry: 5-20 µg/mL 1:30-120 Optimal working dilutions must be determined by end user.
Comment:	The thermal stability is described by the loss rate. The loss rate was determined by accelerated thermal degradation test, that is, incubate the protein at 37°C for 48h, and no obvious degradation and precipitation were observed. The loss rate is less than 5% within the expiration date under appropriate storage condition.
Restrictions:	For Research Use only


## Handling

Format:	Liquid
Buffer:	0.01M PBS, pH 7.4, containing 0.05 % Proclin-300, 50 % glycerol.
Preservative:	ProClin
Precaution of Use:	This product contains ProClin: a POISONOUS AND HAZARDOUS SUBSTANCE which should be handled by trained staff only.
Storage:	4 °C,-20 °C
Storage Comment:	Store at 4°C for frequent use. Stored at -20°C in a manual defrost freezer for two year without detectable loss of activity. Avoid repeated freeze-thaw cycles.
Expiry Date:	24 months




#### Immunohistochemistry

**Image 1.** #VALUE!



#### Western Blotting

**Image 2.** Detection of CD72 in Mouse Testis Tissue using Polyclonal Antibody to Cluster Of Differentiation 72 (CD72)



#### Western Blotting

**Image 3.** Detection of Recombinant CD72, Human using Polyclonal Antibody to Cluster Of Differentiation 72 (CD72)