



[Go to Product page](#)

Datasheet for ABIN7433390  
**anti-ITGA3 antibody (AA 33-236)**

5 Images

### Overview

Quantity:	100 µL
Target:	ITGA3
Binding Specificity:	AA 33-236
Reactivity:	Mouse
Host:	Rabbit
Clonality:	Polyclonal
Conjugate:	This ITGA3 antibody is un-conjugated
Application:	Western Blotting (WB), Immunohistochemistry (IHC), Immunoprecipitation (IP), Immunocytochemistry (ICC)

### Product Details

Purpose:	Polyclonal Antibody to Integrin Alpha 3 (ITGa3)
Immunogen:	Recombinant Integrin Alpha 3 (ITGa3) corresponding to Phe33~Glu236
Isotype:	IgG
Specificity:	The antibody is a rabbit polyclonal antibody raised against ITGa3. It has been selected for its ability to recognize ITGa3 in immunohistochemical staining and western blotting.
Cross-Reactivity:	Human, Rat
Purification:	Antigen-specific affinity chromatography followed by Protein A affinity chromatography

## Target Details

---

Target:	ITGA3
Alternative Name:	Integrin Alpha 3 ( <a href="#">ITGA3 Products</a> )
Background:	CD49c, CD49-C, ITG-A3, GAP-B3, GAPB3, MSK18, VCA-2, VL3A, VLA3a, FRP-2, Galactoprotein B3, Alpha 3 Subunit Of VLA-3 Receptor, CD49 antigen-like family member C
Pathways:	<a href="#">CXCR4-mediated Signaling Events</a> , <a href="#">Integrin Complex</a>

## Application Details

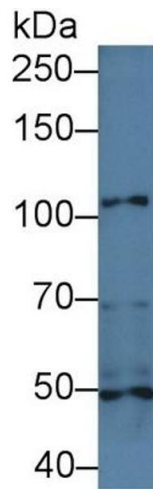
---

Application Notes:	Western blotting: 0.5-2 µg/mL Immunohistochemistry: 5-20 µg/mL Immunocytochemistry: 5-20 µg/mL Optimal working dilutions must be determined by end user.
Comment:	The thermal stability is described by the loss rate. The loss rate was determined by accelerated thermal degradation test, that is, incubate the protein at 37°C for 48h, and no obvious degradation and precipitation were observed. The loss rate is less than 5% within the expiration date under appropriate storage condition.
Restrictions:	For Research Use only

## Handling


---

Format:	Liquid
Buffer:	0.01M PBS, pH 7.4, containing 0.05 % Proclin-300, 50 % glycerol.
Preservative:	ProClin
Precaution of Use:	This product contains ProClin: a POISONOUS AND HAZARDOUS SUBSTANCE which should be handled by trained staff only.
Storage:	4 °C, -20 °C
Storage Comment:	Store at 4°C for frequent use. Stored at -20°C in a manual defrost freezer for two year without detectable loss of activity. Avoid repeated freeze-thaw cycles.
Expiry Date:	24 months



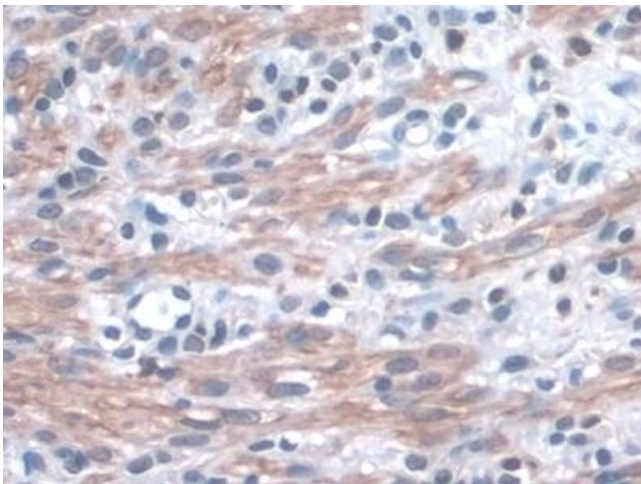
#### Western Blotting

**Image 1.** Detection of ITGa3 in Mouse Heart lysate using Polyclonal Antibody to Integrin Alpha 3 (ITGa3)



#### Western Blotting

**Image 2.** Detection of Recombinant ITGa3, Mouse using Polyclonal Antibody to Integrin Alpha 3 (ITGa3)



#### Immunohistochemistry

**Image 3.** Detection of ITGa3 in Mouse Uterus Tissue using Polyclonal Antibody to Integrin Alpha 3 (ITGa3)

Please check the [product details page](#) for more images. Overall 5 images are available for ABIN7433390.