

Datasheet for ABIN7433519
anti-ADRP antibody (AA 5-232)[Go to Product page](#)

4 Images

Overview

Quantity:	100 µL
Target:	ADRP (PLIN2)
Binding Specificity:	AA 5-232
Reactivity:	Human
Host:	Rabbit
Clonality:	Polyclonal
Conjugate:	This ADRP antibody is un-conjugated
Application:	Western Blotting (WB), Immunohistochemistry (IHC), Immunocytochemistry (ICC), Immunoprecipitation (IP)

Product Details

Purpose:	Polyclonal Antibody to Adipose Differentiation Related Protein (ADRP)
Immunogen:	Recombinant Adipose Differentiation Related Protein (ADRP) corresponding to Ala5~Tyr232 with N-terminal His Tag
Isotype:	IgG
Specificity:	The antibody is a rabbit polyclonal antibody raised against ADRP. It has been selected for its ability to recognize ADRP in immunohistochemical staining and western blotting.
Cross-Reactivity:	Pig
Purification:	Antigen-specific affinity chromatography followed by Protein A affinity chromatography

Target Details


Target:	ADRP (PLIN2)
Alternative Name:	Adipose Differentiation Related Protein (PLIN2 Products)
Background:	PLIN2, ADFP, Adipophilin, Perilipin 2
Pathways:	Regulation of Lipid Metabolism by PPARalpha , Lipid Metabolism

Application Details

Application Notes:	Western blotting: 0.5-2 µg/mL 1:100-400 Immunohistochemistry: 5-20 µg/mL 1:10-40 Immunocytochemistry: 5-20 µg/mL 1:10-40 Optimal working dilutions must be determined by end user.
Comment:	The thermal stability is described by the loss rate. The loss rate was determined by accelerated thermal degradation test, that is, incubate the protein at 37°C for 48h, and no obvious degradation and precipitation were observed. The loss rate is less than 5% within the expiration date under appropriate storage condition.
Restrictions:	For Research Use only


Handling

Format:	Liquid
Buffer:	PBS, pH 7.4, containing 0.02 % Sodium azide, 50 % glycerol.
Preservative:	Sodium azide
Precaution of Use:	This product contains Sodium azide: a POISONOUS AND HAZARDOUS SUBSTANCE which should be handled by trained staff only.
Storage:	4 °C, -20 °C
Storage Comment:	Store at 4°C for frequent use. Stored at -20°C in a manual defrost freezer for two year without detectable loss of activity. Avoid repeated freeze-thaw cycles.
Expiry Date:	24 months



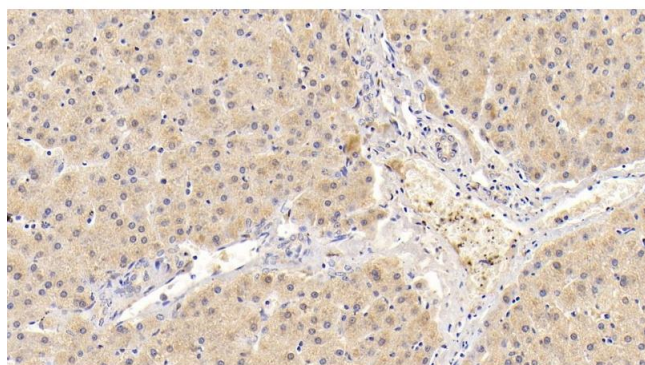
Western Blotting

Image 1. Detection of ADRP in Human Milk using Polyclonal Antibody to Adipose Differentiation Related Protein (ADRP)



Western Blotting

Image 2. Detection of Recombinant ADRP, Human using Polyclonal Antibody to Adipose Differentiation Related Protein (ADRP)



Immunohistochemistry

Image 3. Detection of ADRP in Human Liver Tissue using Polyclonal Antibody to Adipose Differentiation Related Protein (ADRP)

Please check the [product details page](#) for more images. Overall 4 images are available for ABIN7433519.