

Datasheet for ABIN7433525
anti-ALOX5 antibody (AA 461-671)

6 Images

[Go to Product page](#)

Overview

Quantity:	100 µL
Target:	ALOX5
Binding Specificity:	AA 461-671
Reactivity:	Human
Host:	Rabbit
Clonality:	Polyclonal
Conjugate:	This ALOX5 antibody is un-conjugated
Application:	Western Blotting (WB), Immunohistochemistry (IHC), Immunoprecipitation (IP), Immunocytochemistry (ICC)

Product Details

Purpose:	Polyclonal Antibody to 5-Lipoxygenase (5-LO)
Immunogen:	Recombinant 5-Lipoxygenase (5-LO) corresponding to Glu461~Ser671 with N-terminal His Tag
Isotype:	IgG
Specificity:	The antibody is a rabbit polyclonal antibody raised against 5-LO. It has been selected for its ability to recognize 5-LO in immunohistochemical staining and western blotting.
Cross-Reactivity:	Mouse, Rat
Purification:	Antigen-specific affinity chromatography followed by Protein A affinity chromatography

Target Details

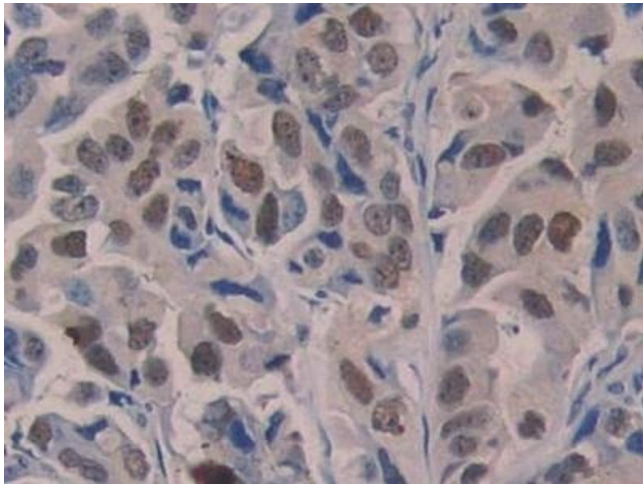
Target:	ALOX5
Alternative Name:	5-Lipoxygenase (ALOX5 Products)
Background:	LOX5, 5-LOX, ALOX-5, ALOX5, 5LPG, LOG5, Lipoxygenase 5

Application Details

Application Notes:	Western blotting: 1-5 µg/mL Immunocytochemistry in formalin fixed cells: 5-20 µg/mL Immunohistochemistry in formalin fixed frozen section: 5-20 µg/mL Immunohistochemistry in paraffin section: 5-20 µg/mL Enzyme-linked Immunosorbent Assay: 0.05-2 µg/mL Optimal working dilutions must be determined by end user.
Comment:	The thermal stability is described by the loss rate. The loss rate was determined by accelerated thermal degradation test, that is, incubate the protein at 37°C for 48h, and no obvious degradation and precipitation were observed. The loss rate is less than 5% within the expiration date under appropriate storage condition.
Restrictions:	For Research Use only


Handling

Format:	Liquid
Buffer:	0.01M PBS, pH 7.4, containing 0.05 % Proclin-300, 50 % glycerol.
Preservative:	ProClin
Precaution of Use:	This product contains ProClin: a POISONOUS AND HAZARDOUS SUBSTANCE which should be handled by trained staff only.
Storage:	4 °C,-20 °C
Storage Comment:	Store at 4°C for frequent use. Stored at -20°C in a manual defrost freezer for two year without detectable loss of activity. Avoid repeated freeze-thaw cycles.
Expiry Date:	24 months




Immunohistochemistry

Image 1. Detection of 5-LO in Human Breast cancer Tissue using Polyclonal Antibody to 5-Lipoxygenase (5-LO)



Western Blotting

Image 2. Detection of 5-LO in Human Placenta Tissue using Polyclonal Antibody to 5-Lipoxygenase (5-LO)



Western Blotting

Image 3. Detection of Recombinant ALOX5, Human using Polyclonal Antibody to 5-Lipoxygenase (5-LO)

Please check the [product details page](#) for more images. Overall 6 images are available for ABIN7433525.