



[Go to Product page](#)

Datasheet for ABIN7433639

anti-Tyrosine Hydroxylase antibody (AA 34-301)

4 Images

Overview

Quantity:	100 µL
Target:	Tyrosine Hydroxylase (TH)
Binding Specificity:	AA 34-301
Reactivity:	Rat
Host:	Rabbit
Clonality:	Polyclonal
Conjugate:	This Tyrosine Hydroxylase antibody is un-conjugated
Application:	Western Blotting (WB), Immunohistochemistry (IHC), Immunoprecipitation (IP), Immunocytochemistry (ICC)

Product Details

Purpose:	Polyclonal Antibody to Tyrosine Hydroxylase (TH)
Immunogen:	Recombinant Tyrosine Hydroxylase (TH) corresponding to Phe34~Leu301 with N-terminal His Tag
Isotype:	IgG
Specificity:	The antibody is a rabbit polyclonal antibody raised against TH. It has been selected for its ability to recognize TH in immunohistochemical staining and western blotting.
Cross-Reactivity:	Human, Mouse
Purification:	Antigen-specific affinity chromatography followed by Protein A affinity chromatography

Target Details

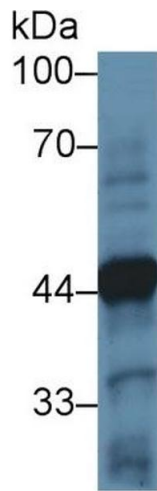
Target:	Tyrosine Hydroxylase (TH)
Alternative Name:	Tyrosine Hydroxylase (TH Products)
Background:	TYH, DYT5b, Tyrosine 3-Monooxygenase, Dystonia 14
Pathways:	Dopaminergic Neurogenesis , Response to Water Deprivation , Sensory Perception of Sound , Carbohydrate Homeostasis , Feeding Behaviour

Application Details

Application Notes:	Western blotting: 0.5-2 µg/mL Immunohistochemistry: 5-20 µg/mL Immunocytochemistry: 5-20 µg/mL Optimal working dilutions must be determined by end user.
Comment:	The thermal stability is described by the loss rate. The loss rate was determined by accelerated thermal degradation test, that is, incubate the protein at 37°C for 48h, and no obvious degradation and precipitation were observed. The loss rate is less than 5% within the expiration date under appropriate storage condition.
Restrictions:	For Research Use only


Handling

Format:	Liquid
Buffer:	0.01M PBS, pH 7.4, containing 0.05 % Proclin-300, 50 % glycerol.
Preservative:	ProClin
Precaution of Use:	This product contains ProClin: a POISONOUS AND HAZARDOUS SUBSTANCE which should be handled by trained staff only.
Storage:	4 °C,-20 °C
Storage Comment:	Store at 4°C for frequent use. Stored at -20°C in a manual defrost freezer for two year without detectable loss of activity. Avoid repeated freeze-thaw cycles.
Expiry Date:	24 months



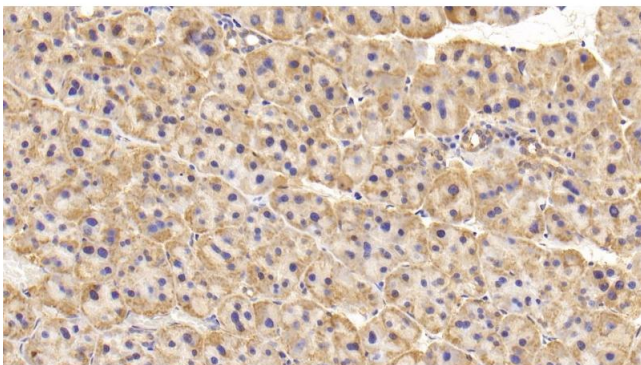
Western Blotting

Image 1. Detection of TH in Mouse Cerebellum lysate using Polyclonal Antibody to Tyrosine Hydroxylase (TH)



Western Blotting

Image 2. Detection of Recombinant TH, Rat using Polyclonal Antibody to Tyrosine Hydroxylase (TH)



Immunohistochemistry

Image 3. Detection of TH in Rat Adrenal gland Tissue using Polyclonal Antibody to Tyrosine Hydroxylase (TH)

Please check the [product details page](#) for more images. Overall 4 images are available for ABIN7433639.