

Datasheet for ABIN7433780

**anti-ADAM17 antibody (AA 226-473)**[Go to Product page](#)

## 4 Images

## Overview

Quantity:	100 µL
Target:	ADAM17
Binding Specificity:	AA 226-473
Reactivity:	Human
Host:	Rabbit
Clonality:	Polyclonal
Conjugate:	This ADAM17 antibody is un-conjugated
Application:	Western Blotting (WB), Immunohistochemistry (IHC), Immunocytochemistry (ICC), Immunoprecipitation (IP)

## Product Details

Purpose:	Polyclonal Antibody to A Disintegrin And Metalloprotease 17 (ADAM17)
Immunogen:	Recombinant A Disintegrin And Metalloprotease 17 (ADAM17) corresponding to Lys226~Arg473 with N-terminal His Tag
Isotype:	IgG
Specificity:	The antibody is a rabbit polyclonal antibody raised against ADAM17. It has been selected for its ability to recognize ADAM17 in immunohistochemical staining and western blotting.
Cross-Reactivity:	Mouse, Rat
Purification:	Antigen-specific affinity chromatography followed by Protein A affinity chromatography

## Target Details


Target:	ADAM17
Alternative Name:	A Disintegrin And Metalloprotease 17 ( <a href="#">ADAM17 Products</a> )
Background:	CD156b, TACE, CSVP, Tumor Necrosis Factor,Alpha,Converting Enzyme, Disintegrin and metalloproteinase domain-containing protein 17, Snake venom-like protease
Pathways:	<a href="#">Notch Signaling</a> , <a href="#">EGFR Signaling Pathway</a> , <a href="#">Neurotrophin Signaling Pathway</a> , <a href="#">Response to Growth Hormone Stimulus</a>

## Application Details

Application Notes:	Western blotting: 0.5-2 µg/mL Immunohistochemistry: 5-20 µg/mL Immunocytochemistry: 5-20 µg/mL Optimal working dilutions must be determined by end user.
Comment:	The thermal stability is described by the loss rate. The loss rate was determined by accelerated thermal degradation test, that is, incubate the protein at 37°C for 48h, and no obvious degradation and precipitation were observed. The loss rate is less than 5% within the expiration date under appropriate storage condition.
Restrictions:	For Research Use only

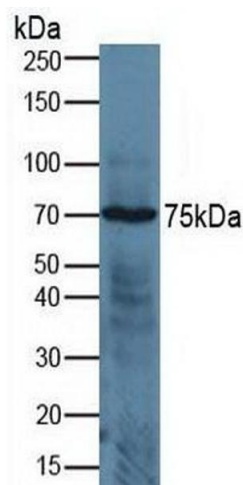
## Handling

Format:	Liquid
Buffer:	0.01M PBS, pH 7.4, containing 0.05 % Proclin-300, 50 % glycerol.
Preservative:	ProClin
Precaution of Use:	This product contains ProClin: a POISONOUS AND HAZARDOUS SUBSTANCE which should be handled by trained staff only.
Storage:	4 °C,-20 °C
Storage Comment:	Store at 4°C for frequent use. Stored at -20°C in a manual defrost freezer for two year without detectable loss of activity. Avoid repeated freeze-thaw cycles.
Expiry Date:	24 months




**Western Blotting**

**Image 1.** Detection of ADAM17 in Human Placenta lysate using Polyclonal Antibody to A Disintegrin And Metalloprotease 17 (ADAM17)



**Western Blotting**

**Image 2.** Detection of ADAM17 in Human Jurkat Cells using Polyclonal Antibody to A Disintegrin And Metalloprotease 17 (ADAM17)



**Western Blotting**

**Image 3.** Detection of Recombinant ADAM17, Human using Polyclonal Antibody to A Disintegrin And Metalloprotease 17 (ADAM17)

Please check the [product details page](#) for more images. Overall 4 images are available for ABIN7433780.