Datasheet for ABIN7433813

anti-FCGR1A antibody (AA 35-235)

3 Images

Go to Product page

Overview

Quantity:	100 µL
Target:	FCGR1A
Binding Specificity:	AA 35-235
Reactivity:	Human
Host:	Rabbit
Clonality:	Polyclonal
Conjugate:	This FCGR1A antibody is un-conjugated
Application:	Western Blotting (WB), ELISA, Immunocytochemistry (ICC), Immunohistochemistry (Paraffin-embedded Sections) (IHC (p)), Immunohistochemistry (Frozen Sections) (IHC (fro))

Product Details

Purpose:	Polyclonal Antibody to Cluster Of Differentiation 64 (CD64)
Immunogen:	Recombinant Cluster Of Differentiation 64 (CD64) corresdonding to Gln35~Thr235 with N-terminal His Tag
Isotype:	IgG
Specificity:	The antibody is a rabbit polyclonal antibody raised against CD64. It has been selected for its ability to recognize CD64 in immunohistochemical staining and western blotting.
Purification:	Antigen-specific affinity chromatography followed by Protein A affinity chromatography

Target Details

Target:	FCGR1A

Target Details

Alternative Name:	CD64 (FCGR1A Products)
Background:	FcgRI, FCGR1, FCGR1A, FCGR1B, FCGR1C, FcgRIA, CD64A, FcgRIB, CD64B, FcgRIC, CD64C, Receptor I For The Fc Region Of Immunoglobulin G, High affinity immunoglobulin gamma Fc receptor I
Pathways:	Regulation of Leukocyte Mediated Immunity, Positive Regulation of Immune Effector Process

Application Details

Application Notes:	Western blotting: 0.5-2 µg/mL Immunohistochemistry: 5-20 µg/mL Immunocytochemistry: 5-20 µg/mL Optimal working dilutions must be determined by end user.
Comment:	The thermal stability is described by the loss rate. The loss rate was determined by accelerated thermal degradation test, that is, incubate the protein at 37°C for 48h, and no obvious degradation and precipitation were observed. The loss rate is less than 5% within the expiration date under appropriate storage condition.
Restrictions:	For Research Use only

Handling

Format:	Liquid
Buffer:	0.01M PBS, pH 7.4, containing 0.05 % Proclin-300, 50 % glycerol.
Preservative:	ProClin
Precaution of Use:	This product contains ProClin: a POISONOUS AND HAZARDOUS SUBSTANCE which should be handled by trained staff only.
Storage:	4 °C,-20 °C
Storage Comment:	Store at 4°C for frequent use. Stored at -20°C in a manual defrost freezer for two year without detectable loss of activity. Avoid repeated freeze-thaw cycles.
Expiry Date:	24 months

Copyright antibodies-online. All rights reserved.



Western Blotting

Image 1. Detection of CD64 in Human Liver lysate using Polyclonal Antibody to Cluster Of Differentiation 64 (CD64)



Western Blotting

Image 2. Detection of Recombinant FcgRI, Human using Polyclonal Antibody to Cluster Of Differentiation 64 (CD64)

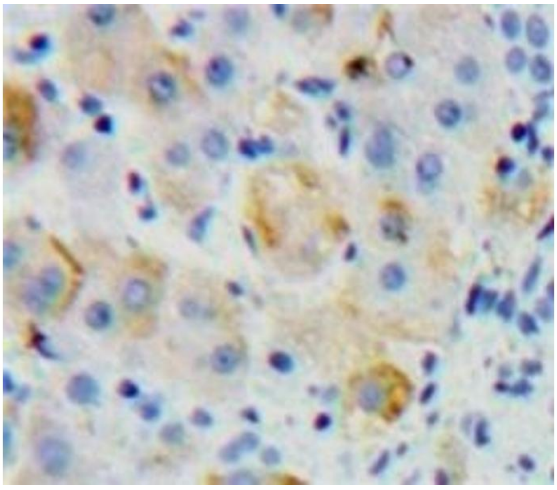

Immunohistochemistry

Image 3. #VALUE!

 Copyright antibodies-online. All rights reserved.