



[Go to Product page](#)

Datasheet for ABIN7434104

anti-IL-6 Receptor antibody (AA 216-356)

4 Images

Overview

Quantity:	100 µL
Target:	IL-6 Receptor (IL6R)
Binding Specificity:	AA 216-356
Reactivity:	Human
Host:	Rabbit
Clonality:	Polyclonal
Conjugate:	This IL-6 Receptor antibody is un-conjugated
Application:	Western Blotting (WB), Immunohistochemistry (IHC), Immunoprecipitation (IP), Immunocytochemistry (ICC)

Product Details

Purpose:	Polyclonal Antibody to Interleukin 6 Receptor (IL6R)
Immunogen:	Recombinant Interleukin 6 Receptor (IL6R) corresponding to Pro216~Val356 with N-terminal His Tag
Isotype:	IgG
Specificity:	The antibody is a rabbit polyclonal antibody raised against IL6R. It has been selected for its ability to recognize IL6R in immunohistochemical staining and western blotting.
Cross-Reactivity:	Mouse, Pig, Rat
Purification:	Antigen-specific affinity chromatography followed by Protein A affinity chromatography

Target Details

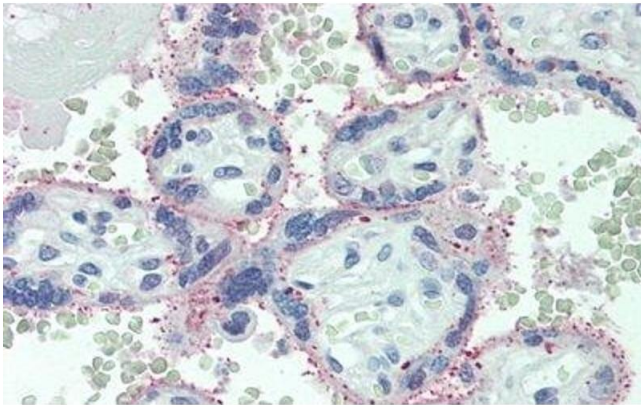
Target:	IL-6 Receptor (IL6R)
Alternative Name:	Interleukin 6 Receptor (IL6R Products)
Background:	CD126, gp80, IL6R, IL-6R-1, IL-6R-Alpha, IL6RA, IL-6 receptor subunit alpha, Membrane glycoprotein 80
Pathways:	JAK-STAT Signaling , Autophagy , Growth Factor Binding , Cancer Immune Checkpoints

Application Details

Application Notes:	Western blotting: 0.5-2 µg/mL Immunohistochemistry: 5-20 µg/mL Immunocytochemistry: 5-20 µg/mL Optimal working dilutions must be determined by end user.
Comment:	The thermal stability is described by the loss rate. The loss rate was determined by accelerated thermal degradation test, that is, incubate the protein at 37°C for 48h, and no obvious degradation and precipitation were observed. The loss rate is less than 5% within the expiration date under appropriate storage condition.
Restrictions:	For Research Use only


Handling

Format:	Liquid
Buffer:	0.01M PBS, pH 7.4, containing 0.05 % Proclin-300, 50 % glycerol.
Preservative:	ProClin
Precaution of Use:	This product contains ProClin: a POISONOUS AND HAZARDOUS SUBSTANCE which should be handled by trained staff only.
Storage:	4 °C,-20 °C
Storage Comment:	Store at 4°C for frequent use. Stored at -20°C in a manual defrost freezer for two year without detectable loss of activity. Avoid repeated freeze-thaw cycles.
Expiry Date:	24 months



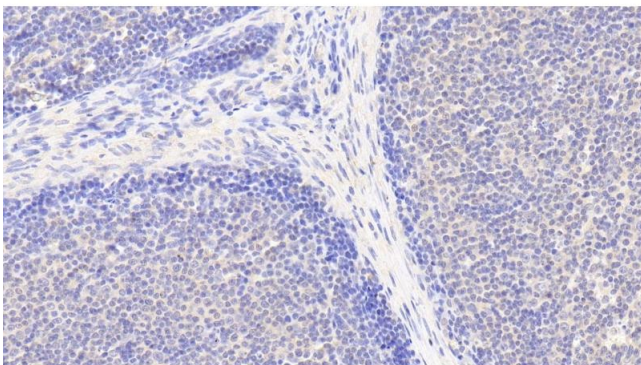
Immunohistochemistry

Image 1. Detection of IL6R in Human Placenta Tissue using Polyclonal Antibody to Interleukin 6 Receptor (IL6R)



Western Blotting

Image 2. Detection of Recombinant IL6R, Human using Polyclonal Antibody to Interleukin 6 Receptor (IL6R)



Immunohistochemistry

Image 3. Detection of IL6R in Human Lymph node Tissue using Polyclonal Antibody to Interleukin 6 Receptor (IL6R)

Please check the [product details page](#) for more images. Overall 4 images are available for ABIN7434104.