

Datasheet for ABIN7434218

anti-OLR1 antibody (AA 51-314)**5** Images[Go to Product page](#)

Overview

Quantity:	100 µL
Target:	OLR1
Binding Specificity:	AA 51-314
Reactivity:	Rat
Host:	Rabbit
Clonality:	Polyclonal
Conjugate:	This OLR1 antibody is un-conjugated
Application:	Western Blotting (WB), Immunohistochemistry (IHC), Immunoprecipitation (IP), Immunocytochemistry (ICC)

Product Details

Purpose:	Polyclonal Antibody to Lectin Like Oxidized Low Density Lipoprotein Receptor 1 (LOX1)
Immunogen:	Recombinant Lectin Like Oxidized Low Density Lipoprotein Receptor 1 (LOX1) corresponding to Thr51~Ser314 (Accession # O70156)
Isotype:	IgG
Specificity:	The antibody is a rabbit polyclonal antibody raised against LOX1. It has been selected for its ability to recognize LOX1 in immunohistochemical staining and western blotting.
Cross-Reactivity:	Mouse
Purification:	Antigen-specific affinity chromatography followed by Protein A affinity chromatography

Target Details

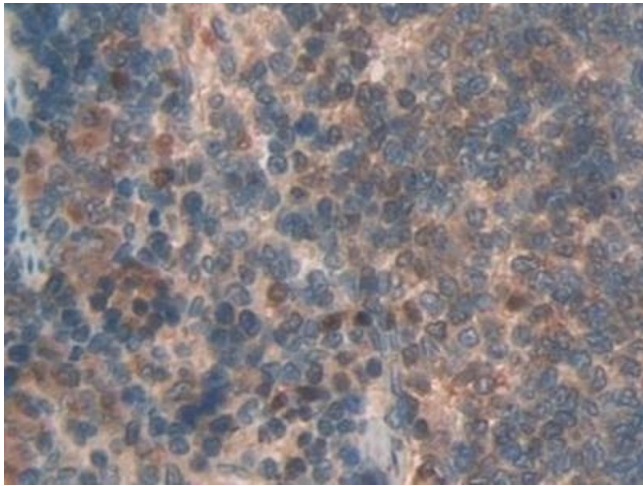
Target:	OLR1
Alternative Name:	Lectin Like Oxidized Low Density Lipoprotein Receptor 1 (OLR1 Products)
Background:	OLR1, CLEC8A, SCARE1, Oxidized low-density lipoprotein receptor 1, C-type lectin domain family 8 member A, Lectin-like oxidized LDL receptor 1, Lectin-type oxidized LDL receptor 1

Application Details

Application Notes:	Western blotting: 0.5-2 µg/mL Immunohistochemistry: 5-20 µg/mL Immunocytochemistry: 5-20 µg/mL Optimal working dilutions must be determined by end user.
Comment:	The thermal stability is described by the loss rate. The loss rate was determined by accelerated thermal degradation test, that is, incubate the protein at 37°C for 48h, and no obvious degradation and precipitation were observed. The loss rate is less than 5% within the expiration date under appropriate storage condition.
Restrictions:	For Research Use only


Handling

Format:	Liquid
Buffer:	0.01M PBS, pH 7.4, containing 0.05 % Proclin-300, 50 % glycerol.
Preservative:	ProClin
Precaution of Use:	This product contains ProClin: a POISONOUS AND HAZARDOUS SUBSTANCE which should be handled by trained staff only.
Storage:	4 °C,-20 °C
Storage Comment:	Store at 4°C for frequent use. Stored at -20°C in a manual defrost freezer for two year without detectable loss of activity. Avoid repeated freeze-thaw cycles.
Expiry Date:	24 months




Immunohistochemistry

Image 1. Detection of LOX1 in Rat Spleen Tissue using Polyclonal Antibody to Lectin Like Oxidized Low Density Lipoprotein Receptor 1 (LOX1)



Western Blotting

Image 2. Detection of LOX1 in Mouse Liver Tissue using Polyclonal Antibody to Lectin Like Oxidized Low Density Lipoprotein Receptor 1 (LOX1)



Western Blotting

Image 3. Detection of Recombinant LOX1, Rat using Polyclonal Antibody to Lectin Like Oxidized Low Density Lipoprotein Receptor 1 (LOX1)

Please check the [product details page](#) for more images. Overall 5 images are available for ABIN7434218.