



[Go to Product page](#)

Datasheet for ABIN7434491  
**anti-TLR3 antibody (AA 404-532)**

7 Images

### Overview

Quantity:	100 µL
Target:	TLR3
Binding Specificity:	AA 404-532
Reactivity:	Human
Host:	Rabbit
Clonality:	Polyclonal
Conjugate:	This TLR3 antibody is un-conjugated
Application:	Western Blotting (WB), Immunohistochemistry (IHC), Immunoprecipitation (IP), Immunocytochemistry (ICC)

### Product Details

Purpose:	Polyclonal Antibody to Toll Like Receptor 3 (TLR3)
Immunogen:	Recombinant Toll Like Receptor 3 (TLR3) corresponding to Leu404~Leu532 with N-terminal His Tag
Isotype:	IgG
Specificity:	The antibody is a rabbit polyclonal antibody raised against TLR3. It has been selected for its ability to recognize TLR3 in immunohistochemical staining and western blotting.
Cross-Reactivity:	Mouse, Pig, Rat
Purification:	Antigen-specific affinity chromatography followed by Protein A affinity chromatography

## Target Details

---

Target:	TLR3
Alternative Name:	Toll Like Receptor 3 ( <a href="#">TLR3 Products</a> )
Background:	CD283
Pathways:	<a href="#">TLR Signaling</a> , <a href="#">Activation of Innate immune Response</a> , <a href="#">Hepatitis C</a> , <a href="#">Toll-Like Receptors Cascades</a>

## Application Details

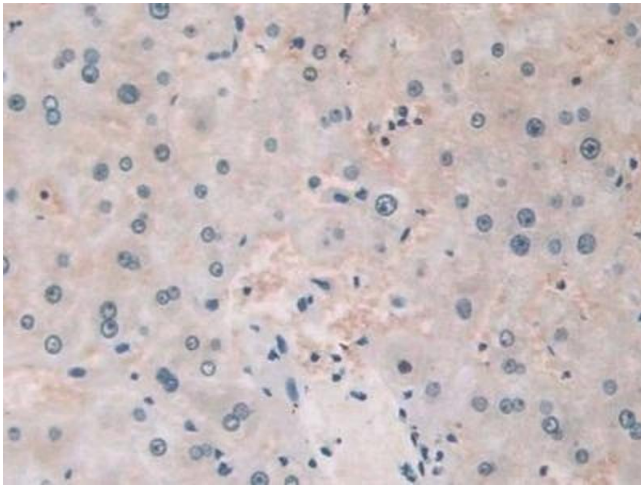
---

Application Notes:	Western blotting: 0.5-2 µg/mL 1:500-2000 Immunohistochemistry: 5-20 µg/mL 1:50-200 Immunocytochemistry: 5-20 µg/mL 1:50-200 Optimal working dilutions must be determined by end user.
Comment:	The thermal stability is described by the loss rate. The loss rate was determined by accelerated thermal degradation test, that is, incubate the protein at 37°C for 48h, and no obvious degradation and precipitation were observed. The loss rate is less than 5% within the expiration date under appropriate storage condition.
Restrictions:	For Research Use only

## Handling


---

Format:	Liquid
Buffer:	0.01M PBS, pH 7.4, containing 0.05 % Proclin-300, 50 % glycerol.
Preservative:	ProClin
Precaution of Use:	This product contains ProClin: a POISONOUS AND HAZARDOUS SUBSTANCE which should be handled by trained staff only.
Storage:	4 °C,-20 °C
Storage Comment:	Store at 4°C for frequent use. Stored at -20°C in a manual defrost freezer for two year without detectable loss of activity. Avoid repeated freeze-thaw cycles.
Expiry Date:	24 months



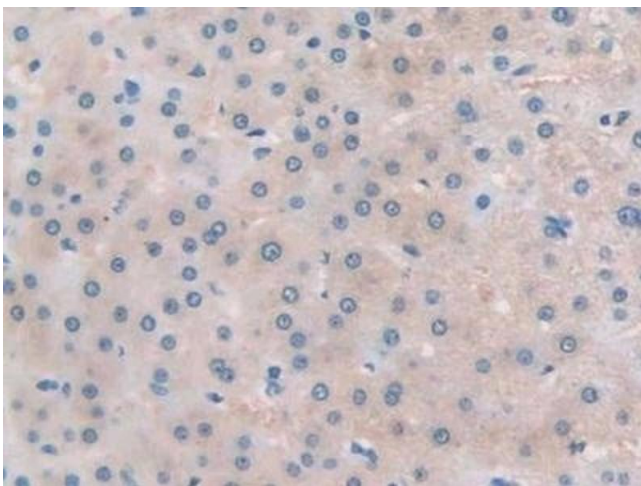
#### Immunohistochemistry

**Image 1.** Detection of TLR3 in Human Liver Tissue using Polyclonal Antibody to Toll Like Receptor 3 (TLR3)



#### Western Blotting

**Image 2.** Detection of Recombinant TLR3, Human using Polyclonal Antibody to Toll Like Receptor 3 (TLR3)



#### Immunohistochemistry

**Image 3.** Detection of TLR3 in Human Liver cancer Tissue using Polyclonal Antibody to Toll Like Receptor 3 (TLR3)

Please check the [product details page](#) for more images. Overall 7 images are available for ABIN7434491.