

Datasheet for ABIN7434659
anti-LAMC2 antibody (AA 28-196)[Go to Product page](#)

4 Images

Overview

Quantity:	100 µL
Target:	LAMC2
Binding Specificity:	AA 28-196
Reactivity:	Human
Host:	Rabbit
Clonality:	Polyclonal
Conjugate:	This LAMC2 antibody is un-conjugated
Application:	Western Blotting (WB), Immunohistochemistry (IHC), Immunoprecipitation (IP), Immunocytochemistry (ICC)

Product Details

Purpose:	Polyclonal Antibody to Laminin Gamma 2 (LAMC2)
Immunogen:	Recombinant Laminin Gamma 2 (LAMC2) corresponding to Cys28~Cys196 with N-terminal His Tag
Isotype:	IgG
Specificity:	The antibody is a rabbit polyclonal antibody raised against LAMC2. It has been selected for its ability to recognize LAMC2 in immunohistochemical staining and western blotting.
Purification:	Antigen-specific affinity chromatography followed by Protein A affinity chromatography

Target Details

Target:	LAMC2
---------	-------

Target Details

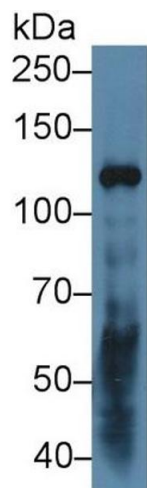
Alternative Name:	Laminin Gamma 2 (LAMC2 Products)
Background:	B2T, EBR2, EBR2A, LAMB2T, LAMNB2, Kalinin/nicein/epiligrin 100 kDa subunit, Cell-scattering factor 140 kDa subunit, Ladsin 140 kDa, Large adhesive scatter factor 140 kDa

Application Details

Application Notes:	Western blotting: 0.5-2 µg/mL 1:340-1360 Immunohistochemistry: 5-20 µg/mL 1:34-136 Immunocytochemistry: 5-20 µg/mL 1:34-136 Optimal working dilutions must be determined by end user.
Comment:	The thermal stability is described by the loss rate. The loss rate was determined by accelerated thermal degradation test, that is, incubate the protein at 37°C for 48h, and no obvious degradation and precipitation were observed. The loss rate is less than 5% within the expiration date under appropriate storage condition.
Restrictions:	For Research Use only


Handling

Format:	Liquid
Buffer:	0.01M PBS, pH 7.4, containing 0.05 % Proclin-300, 50 % glycerol.
Preservative:	ProClin
Precaution of Use:	This product contains ProClin: a POISONOUS AND HAZARDOUS SUBSTANCE which should be handled by trained staff only.
Storage:	4 °C,-20 °C
Storage Comment:	Store at 4°C for frequent use. Stored at -20°C in a manual defrost freezer for two year without detectable loss of activity. Avoid repeated freeze-thaw cycles.
Expiry Date:	24 months



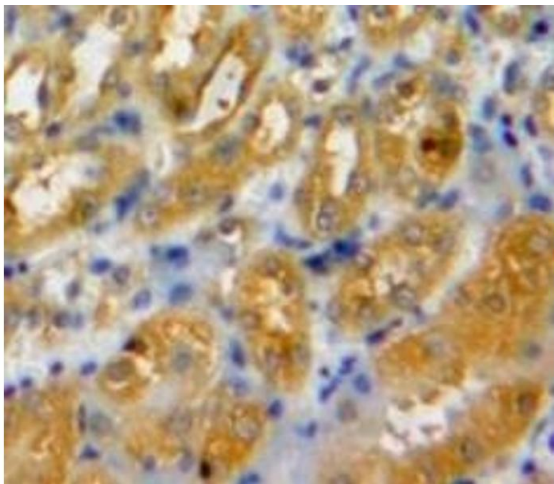
Western Blotting

Image 1. Detection of LAMC2 in Human A431 cell lysate using Polyclonal Antibody to Laminin Gamma 2 (LAMC2)



Western Blotting

Image 2. Detection of Recombinant LAMC2, Human using Polyclonal Antibody to Laminin Gamma 2 (LAMC2)



Immunohistochemistry

Image 3. #VALUE!

Please check the [product details page](#) for more images. Overall 4 images are available for ABIN7434659.