

Datasheet for ABIN7434692  
**anti-GREM1 antibody (AA 26-184)**

## 5 Images

[Go to Product page](#)

## Overview

Quantity:	100 µL
Target:	GREM1
Binding Specificity:	AA 26-184
Reactivity:	Human
Host:	Rabbit
Clonality:	Polyclonal
Conjugate:	This GREM1 antibody is un-conjugated
Application:	Western Blotting (WB), Immunohistochemistry (IHC), Immunoprecipitation (IP), Immunocytochemistry (ICC)

## Product Details

Purpose:	Polyclonal Antibody to Gremlin 1 (GREM1)
Immunogen:	Recombinant Gremlin 1 (GREM1) corresponding to Lys26~Asp184 with N-terminal His Tag
Isotype:	IgG
Specificity:	The antibody is a rabbit polyclonal antibody raised against GREM1. It has been selected for its ability to recognize GREM1 in immunohistochemical staining and western blotting.
Cross-Reactivity:	Mouse, Rat
Purification:	Antigen-specific affinity chromatography followed by Protein A affinity chromatography

## Target Details

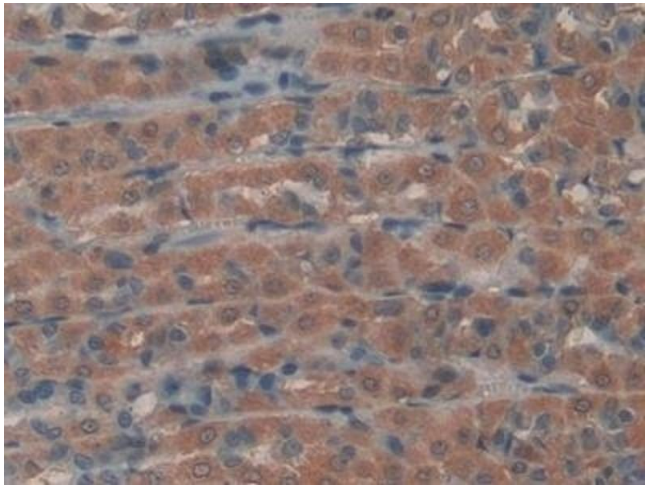
Target:	GREM1
Alternative Name:	Gremlin 1 ( <a href="#">GREM1 Products</a> )
Background:	PIG2, CKTSF1B1, DAND2, IHG-2, DAND2, DRM, Increased in high glucose protein 2, Cell proliferation-inducing gene 2 protein, Cysteine knot superfamily 1, BMP antagonist 1
Pathways:	<a href="#">Regulation of Muscle Cell Differentiation</a> , <a href="#">Tube Formation</a> , <a href="#">Maintenance of Protein Location</a>

## Application Details

Application Notes:	Western blotting: 0.5-2 µg/mL Immunohistochemistry: 5-20 µg/mL Immunocytochemistry: 5-20 µg/mL Optimal working dilutions must be determined by end user.
Comment:	The thermal stability is described by the loss rate. The loss rate was determined by accelerated thermal degradation test, that is, incubate the protein at 37°C for 48h, and no obvious degradation and precipitation were observed. The loss rate is less than 5% within the expiration date under appropriate storage condition.
Restrictions:	For Research Use only

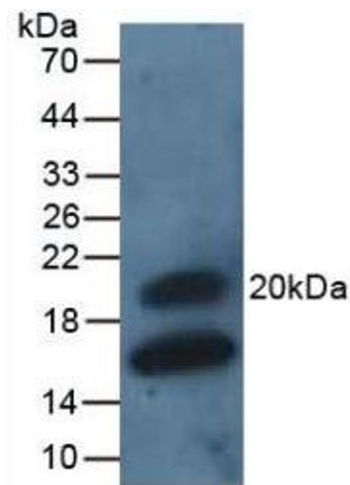
## Handling

Format:	Liquid
Buffer:	0.01M PBS, pH 7.4, containing 0.05 % Proclin-300, 50 % glycerol.
Preservative:	ProClin
Precaution of Use:	This product contains ProClin: a POISONOUS AND HAZARDOUS SUBSTANCE which should be handled by trained staff only.
Storage:	4 °C,-20 °C
Storage Comment:	Store at 4°C for frequent use. Stored at -20°C in a manual defrost freezer for two year without detectable loss of activity. Avoid repeated freeze-thaw cycles.
Expiry Date:	24 months




#### Immunohistochemistry

**Image 1.** Detection of GREM1 in Rat Intestine Tissue using Polyclonal Antibody to Gremlin 1 (GREM1)



#### Western Blotting

**Image 2.** Detection of GREM1 in Rat Intestine Tissue using Polyclonal Antibody to Gremlin 1 (GREM1)



#### Western Blotting

**Image 3.** Detection of Recombinant GREM1, Human using Polyclonal Antibody to Gremlin 1 (GREM1)

Please check the [product details page](#) for more images. Overall 5 images are available for ABIN7434692.