

Datasheet for ABIN7434707
anti-COL4a3 antibody (AA 1428-1670)

4 Images

[Go to Product page](#)

Overview

Quantity:	100 µL
Target:	COL4a3 (COL4A3)
Binding Specificity:	AA 1428-1670
Reactivity:	Human
Host:	Rabbit
Clonality:	Polyclonal
Conjugate:	This COL4a3 antibody is un-conjugated
Application:	Western Blotting (WB), Immunohistochemistry (IHC), Immunoprecipitation (IP), Immunocytochemistry (ICC)

Product Details

Purpose:	Polyclonal Antibody to Collagen Type IV Alpha 3 (COL4a3)
Immunogen:	Recombinant Collagen Type IV Alpha 3 (COL4a3) corresponding to Leu1428~His1670 with N-terminal His and GST Tag
Isotype:	IgG
Specificity:	The antibody is a rabbit polyclonal antibody raised against COL4a3. It has been selected for its ability to recognize COL4a3 in immunohistochemical staining and western blotting.
Cross-Reactivity:	Mouse
Purification:	Antigen-specific affinity chromatography followed by Protein A affinity chromatography

Target Details


Target:	COL4a3 (COL4A3)
Alternative Name:	Collagen Type IV Alpha 3 (COL4A3 Products)
Background:	COL4-A3, Tumstatin, Goodpasture Antigen, Collagen Alpha-3(IV)chain
Pathways:	Sensory Perception of Sound , Positive Regulation of Endopeptidase Activity

Application Details

Application Notes:	Western blotting: 0.5-2 µg/mL Immunohistochemistry: 5-20 µg/mL Immunocytochemistry: 5-20 µg/mL Optimal working dilutions must be determined by end user.
Comment:	The thermal stability is described by the loss rate. The loss rate was determined by accelerated thermal degradation test, that is, incubate the protein at 37°C for 48h, and no obvious degradation and precipitation were observed. The loss rate is less than 5% within the expiration date under appropriate storage condition.
Restrictions:	For Research Use only


Handling

Format:	Liquid
Buffer:	0.01M PBS, pH 7.4, containing 0.05 % Proclin-300, 50 % glycerol.
Preservative:	ProClin
Precaution of Use:	This product contains ProClin: a POISONOUS AND HAZARDOUS SUBSTANCE which should be handled by trained staff only.
Storage:	4 °C,-20 °C
Storage Comment:	Store at 4°C for frequent use. Stored at -20°C in a manual defrost freezer for two year without detectable loss of activity. Avoid repeated freeze-thaw cycles.
Expiry Date:	24 months



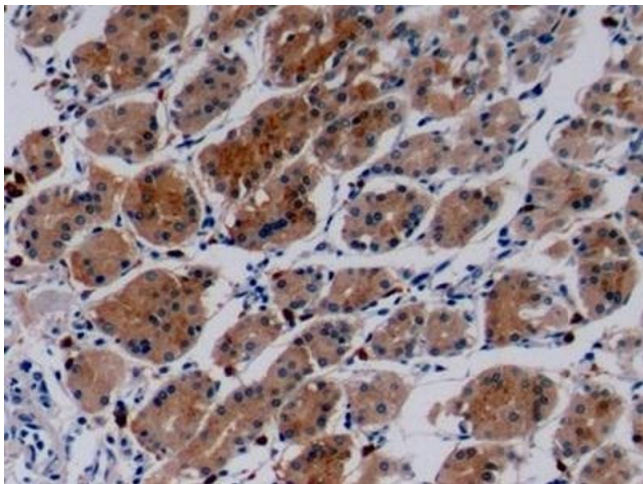
Western Blotting

Image 1. Detection of COL4a3 in Mouse Skeletal muscle lysate using Polyclonal Antibody to Collagen Type IV Alpha 3 (COL4a3)



Western Blotting

Image 2. Detection of Recombinant COL4a3, Human using Polyclonal Antibody to Collagen Type IV Alpha 3 (COL4a3)



Immunohistochemistry

Image 3. Detection of COL4a3 in Human Stomach Tissue using Polyclonal Antibody to Collagen Type IV Alpha 3 (COL4a3)

Please check the [product details page](#) for more images. Overall 4 images are available for ABIN7434707.