



[Go to Product page](#)

Datasheet for ABIN7434851  
**anti-CBX3 antibody (AA 1-183)**

7 Images

### Overview

Quantity:	100 µL
Target:	CBX3
Binding Specificity:	AA 1-183
Reactivity:	Mouse
Host:	Rabbit
Clonality:	Polyclonal
Conjugate:	This CBX3 antibody is un-conjugated
Application:	Western Blotting (WB), Immunohistochemistry (IHC), Immunoprecipitation (IP), Immunocytochemistry (ICC)

### Product Details

Purpose:	Polyclonal Antibody to Chromobox Homolog 3 (CBX3)
Immunogen:	Recombinant Chromobox Homolog 3 (CBX3) corresponding to Met1~Gln183 (Accession # P23198)
Isotype:	IgG
Specificity:	The antibody is a rabbit polyclonal antibody raised against CBX3. It has been selected for its ability to recognize CBX3 in immunohistochemical staining and western blotting.
Cross-Reactivity:	Human, Rat
Purification:	Antigen-specific affinity chromatography followed by Protein A affinity chromatography

## Target Details

---

Target:	CBX3
Alternative Name:	Chromobox Homolog 3 ( <a href="#">CBX3 Products</a> )
Background:	HECH, HP1-GAMMA, HP1Hs-Gamma, HP1 Gamma Homolog,Drosophila, Heterochromatin protein 1 homolog gamma, Modifier 2 protein

## Application Details

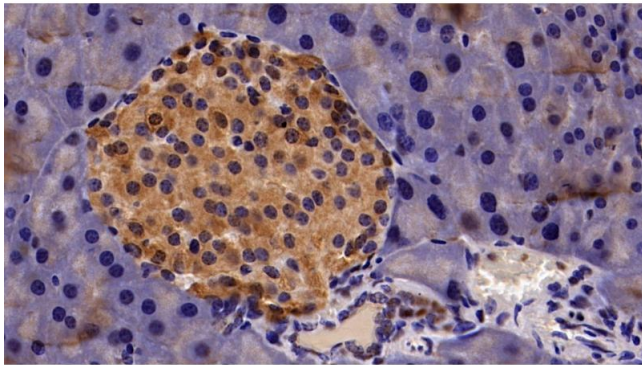
---

Application Notes:	Western blotting: 0.2-2 µg/mL 1:250-2500 Immunohistochemistry: 5-20 µg/mL 1:25-100 Immunocytochemistry: 5-20 µg/mL 1:25-100 Optimal working dilutions must be determined by end user.
Comment:	The thermal stability is described by the loss rate. The loss rate was determined by accelerated thermal degradation test, that is, incubate the protein at 37°C for 48h, and no obvious degradation and precipitation were observed. The loss rate is less than 5% within the expiration date under appropriate storage condition.
Restrictions:	For Research Use only

## Handling


---

Format:	Liquid
Buffer:	PBS, pH 7.4, containing 0.02 % Sodium azide, 50 % glycerol.
Preservative:	Sodium azide
Precaution of Use:	This product contains Sodium azide: a POISONOUS AND HAZARDOUS SUBSTANCE which should be handled by trained staff only.
Storage:	4 °C,-20 °C
Storage Comment:	Store at 4°C for frequent use. Stored at -20°C in a manual defrost freezer for two year without detectable loss of activity. Avoid repeated freeze-thaw cycles.
Expiry Date:	24 months



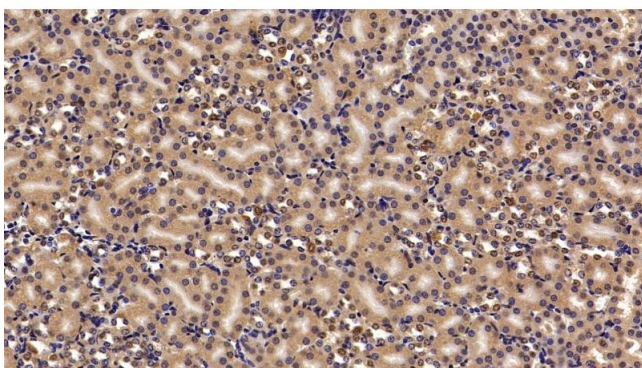
### Immunohistochemistry

**Image 1.** Detection of CBX3 in Mouse Pancreas Tissue using Polyclonal Antibody to Chromobox Homolog 3 (CBX3)



### Western Blotting

**Image 2.** Detection of recombinant CBX3 using Polyclonal Antibody to Chromobox Homolog 3 (CBX3)



### Immunohistochemistry

**Image 3.** Detection of CBX3 in Mouse Kidney Tissue using Polyclonal Antibody to Chromobox Homolog 3 (CBX3)

Please check the [product details page](#) for more images. Overall 7 images are available for ABIN7434851.