Datasheet for ABIN7434863

anti-Claudin 1 antibody (AA 50-197)

4 Images

Go to Product page

Overview

Quantity:	100 µL
Target:	Claudin 1 (CLDN1)
Binding Specificity:	AA 50-197
Reactivity:	Human
Host:	Rabbit
Clonality:	Polyclonal
Conjugate:	This Claudin 1 antibody is un-conjugated
Application:	Western Blotting (WB), Immunohistochemistry (IHC), Immunoprecipitation (IP), Immunocytochemistry (ICC)

Product Details

Purpose:	Polyclonal Antibody to Claudin 1 (CLDN1)
Immunogen:	Recombinant Claudin 1 (CLDN1) corresdonding to Leu50~Arg197 (Accession # O95832) with N-terminal His and GST Tag
Isotype:	IgG
Specificity:	The antibody is a rabbit polyclonal antibody raised against CLDN1. It has been selected for its ability to recognize CLDN1 in immunohistochemical staining and western blotting.
Purification:	Antigen-specific affinity chromatography followed by Protein A affinity chromatography

Target Details

Target:	Claudin 1 (CLDN1)

Target Details

Alternative Name:	Claudin 1 (CLDN1 Products)
Background:	CLD1, ILVASC, SEMP1, Senescence-Associated Epithelial Membrane Protein 1
Pathways:	Cell-Cell Junction Organization, Hepatitis C

Application Details

Application Notes:	Western blotting: 0.5-2 µg/mL 1:160-660 Immunohistochemistry: 5-20 µg/mL 1:16-66 Immunocytochemistry: 5-20 µg/mL 1:16-66 Optimal working dilutions must be determined by end user.
Comment:	The thermal stability is described by the loss rate. The loss rate was determined by accelerated thermal degradation test, that is, incubate the protein at 37°C for 48h, and no obvious degradation and precipitation were observed. The loss rate is less than 5% within the expiration date under appropriate storage condition.
Restrictions:	For Research Use only

Handling

Format:	Liquid
Buffer:	0.01M PBS, pH 7.4, containing 0.05 % Proclin-300, 50 % glycerol.
Preservative:	ProClin
Precaution of Use:	This product contains ProClin: a POISONOUS AND HAZARDOUS SUBSTANCE which should be handled by trained staff only.
Storage:	4 °C,-20 °C
Storage Comment:	Store at 4°C for frequent use. Stored at -20°C in a manual defrost freezer for two year without detectable loss of activity. Avoid repeated freeze-thaw cycles.
Expiry Date:	24 months

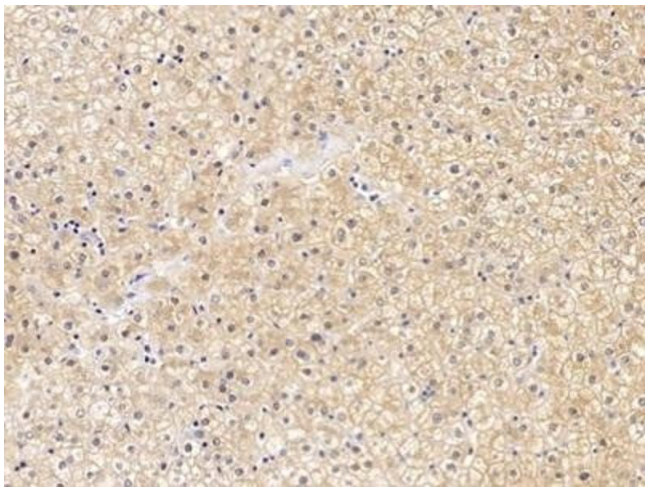

Immunohistochemistry

Image 1. Detection of CLDN1 in Human Liver Tissue using Polyclonal Antibody to Claudin 1 (CLDN1)



Western Blotting

Image 2. Detection of Recombinant CLDN1, Human using Polyclonal Antibody to Claudin 1 (CLDN1)

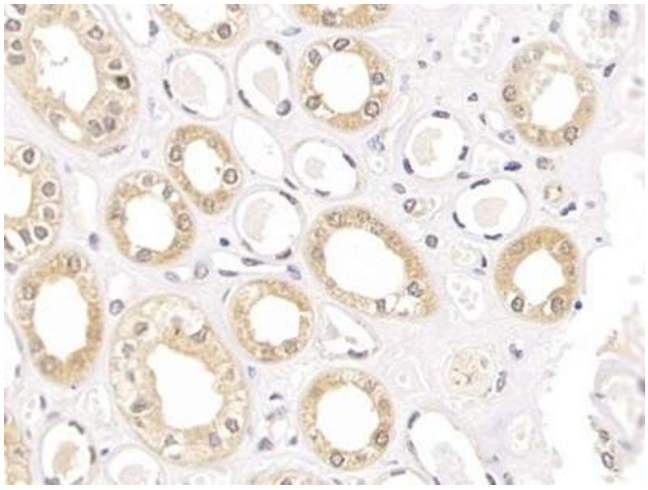

Immunohistochemistry

Image 3. Detection of CLDN1 in Human Kidney Tissue using Polyclonal Antibody to Claudin 1 (CLDN1)

Please check the product details page for more images. Overall 4 images are available for ABIN7434863.

Copyright antibodies-online. All rights reserved.