



[Go to Product page](#)

Datasheet for ABIN7434932

## anti-Nidogen antibody (AA 971-1219)

### 5 Images

#### Overview

Quantity:	100 µL
Target:	Nidogen (NID)
Binding Specificity:	AA 971-1219
Reactivity:	Human
Host:	Rabbit
Clonality:	Polyclonal
Conjugate:	This Nidogen antibody is un-conjugated
Application:	Western Blotting (WB), Immunohistochemistry (IHC), Immunoprecipitation (IP), Immunocytochemistry (ICC)

#### Product Details

Purpose:	Polyclonal Antibody to Nidogen (NID)
Immunogen:	Recombinant Nidogen (NID) corresponding to Ala971~Cys1219 with N-terminal His Tag
Isotype:	IgG
Specificity:	The antibody is a rabbit polyclonal antibody raised against NID. It has been selected for its ability to recognize NID in immunohistochemical staining and western blotting.
Cross-Reactivity:	Mouse, Rat
Purification:	Antigen-specific affinity chromatography followed by Protein A affinity chromatography

## Target Details

---

Target:	Nidogen (NID)
Alternative Name:	Nidogen ( <a href="#">NID Products</a> )
Background:	Entactin

## Application Details


---

Application Notes:	Western blotting: 0.5-2 µg/mL Immunohistochemistry: 5-20 µg/mL Immunocytochemistry: 5-20 µg/mL Optimal working dilutions must be determined by end user.
Comment:	The thermal stability is described by the loss rate. The loss rate was determined by accelerated thermal degradation test, that is, incubate the protein at 37°C for 48h, and no obvious degradation and precipitation were observed. The loss rate is less than 5% within the expiration date under appropriate storage condition.
Restrictions:	For Research Use only

## Handling


---

Format:	Liquid
Buffer:	PBS, pH 7.4, containing 0.02 % Sodium azide, 50 % glycerol.
Preservative:	Sodium azide
Precaution of Use:	This product contains Sodium azide: a POISONOUS AND HAZARDOUS SUBSTANCE which should be handled by trained staff only.
Storage:	4 °C,-20 °C
Storage Comment:	Store at 4°C for frequent use. Stored at -20°C in a manual defrost freezer for two year without detectable loss of activity. Avoid repeated freeze-thaw cycles.
Expiry Date:	24 months



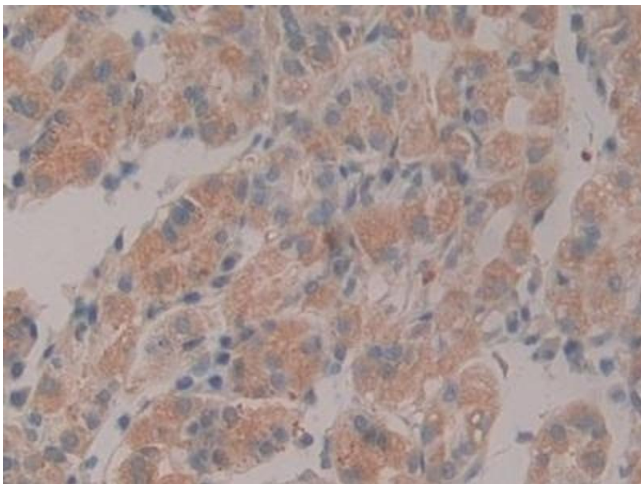
#### Western Blotting

**Image 1.** Detection of NID in Mouse Placenta lysate using Polyclonal Antibody to Nidogen (NID)



#### Western Blotting

**Image 2.** Detection of Recombinant Nidogen, Human using Polyclonal Antibody to Nidogen (NID)



#### Immunohistochemistry

**Image 3.** Detection of NID in Human Stomach Tissue using Polyclonal Antibody to Nidogen (NID)

Please check the [product details page](#) for more images. Overall 5 images are available for ABIN7434932.