

Datasheet for ABIN7434968
anti-GBA antibody (AA 117-214)

7 Images

[Go to Product page](#)

Overview

Quantity:	100 µL
Target:	GBA
Binding Specificity:	AA 117-214
Reactivity:	Human
Host:	Rabbit
Clonality:	Polyclonal
Conjugate:	This GBA antibody is un-conjugated
Application:	Western Blotting (WB), Immunohistochemistry (IHC), Immunoprecipitation (IP), Immunocytochemistry (ICC)

Product Details

Purpose:	Polyclonal Antibody to Glucocerebrosidase (GBA)
Immunogen:	Recombinant Glucocerebrosidase (GBA) corresponding to Val117~Leu214 with N-terminal His Tag
Isotype:	IgG
Specificity:	The antibody is a rabbit polyclonal antibody raised against GBA. It has been selected for its ability to recognize GBA in immunohistochemical staining and western blotting.
Cross-Reactivity:	Mouse
Purification:	Antigen-specific affinity chromatography followed by Protein A affinity chromatography

Target Details

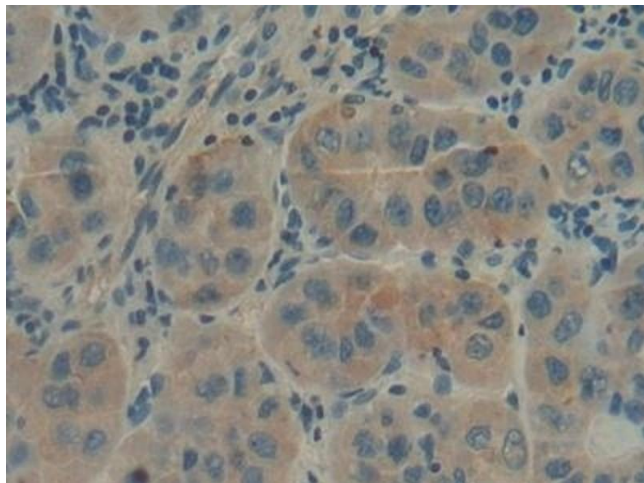
Target:	GBA
Alternative Name:	Glucocerebrosidase (GBA Products)
Background:	GBA1, GCB, GLUC, Imiglucerase, Alglucerase, Beta-glucocerebrosidase, Glucosidase Beta, Acid, β -Glucosidase, D-Glucosyl-N-Acylsphingosine Glucohydrolase
Pathways:	Cellular Glucan Metabolic Process

Application Details

Application Notes:	Western blotting: 0.5-2 μ g/mL Immunohistochemistry: 5-20 μ g/mL Immunocytochemistry: 5-20 μ g/mL Optimal working dilutions must be determined by end user.
Comment:	The thermal stability is described by the loss rate. The loss rate was determined by accelerated thermal degradation test, that is, incubate the protein at 37°C for 48h, and no obvious degradation and precipitation were observed. The loss rate is less than 5% within the expiration date under appropriate storage condition.
Restrictions:	For Research Use only


Handling

Format:	Liquid
Buffer:	0.01M PBS, pH 7.4, containing 0.05 % Proclin-300, 50 % glycerol.
Preservative:	ProClin
Precaution of Use:	This product contains ProClin: a POISONOUS AND HAZARDOUS SUBSTANCE which should be handled by trained staff only.
Storage:	4 °C,-20 °C
Storage Comment:	Store at 4°C for frequent use. Stored at -20°C in a manual defrost freezer for two year without detectable loss of activity. Avoid repeated freeze-thaw cycles.
Expiry Date:	24 months



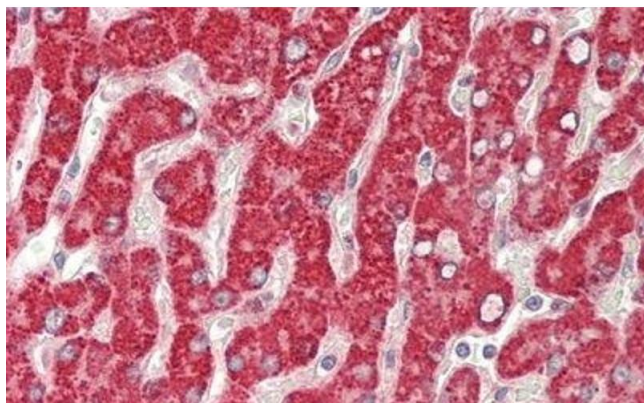
Immunohistochemistry

Image 1. Detection of GBA in Human Liver Tissue using Polyclonal Antibody to Glucocerebrosidase (GBA)



Western Blotting

Image 2. Detection of Recombinant GbA, Human using Polyclonal Antibody to Glucocerebrosidase (GBA)



Immunohistochemistry

Image 3. Detection of GBA in Human Liver Tissue using Polyclonal Antibody to Glucocerebrosidase (GBA)

Please check the [product details page](#) for more images. Overall 7 images are available for ABIN7434968.